



OREGON BEVERAGE RECYCLING COOPERATIVE'S Biannual Legislative District Report

Reporting period: January 01 - June 30, 2025

Senate District 27

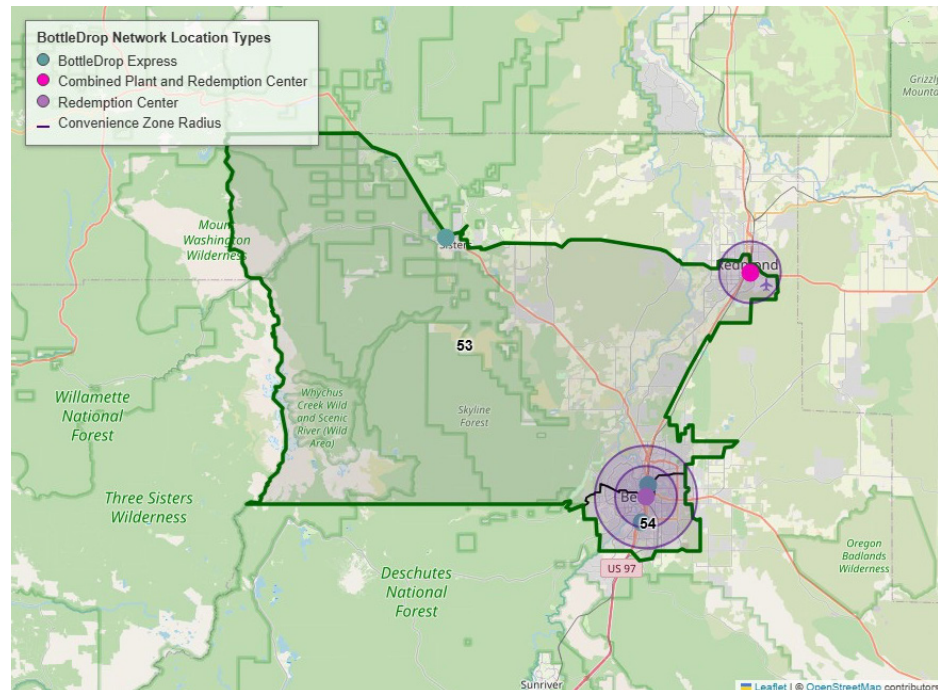
House Districts 53 & 54

Executive Summary

This inaugural report cycle launches our biannual legislative district reports series, created to celebrate progress and provide a more community-focused view of beverage container redemption activity across Oregon.

The first half of 2025 was a landmark period for OBRC. We proudly helped pass SB 992, ushering in key modernizations for Oregon's Bottle Bill. Implementation kicked off immediately, setting the stage for long-term improvements. In partnership with retailers, we launched five new Green and Blue Bag drop sites in Port Orford, Brookings, Hillsboro, Happy Valley and Beaverton – expanding convenience for communities across Oregon. Statewide, we're thrilled to see a growing shift toward bag returns, reflecting the success of these efforts.

Senate District 27 BottleDrop Network Locations



Key Senate District 27 Container Redemption Stats

34,882,351

CONTAINERS
REDEEMED

982,979,138 containers statewide

-8.8%

CHANGE
FROM PREVIOUS
6 MONTHS

5

BOTTLEDROP
NETWORK SITES

106 statewide

LOCATIONS

Albertsons Bend
Bend Redemption Center
Fred Meyer Bend
Ray's Sisters
Redmond Redemption Center

94

BEVERAGE CONTAINER
REDEMPTION LOCATIONS
SERVICED BY OBRC

3,384 statewide

35,382

ACTIVE
GREEN BAG ACCOUNTS

1,014,471 statewide

270

BOTTLEDROP GIVE
NONPROFITS

6,001 statewide

LEARN MORE: PR@obrc.com | [OBRC.com](https://obrc.com) | BottleDrop.com



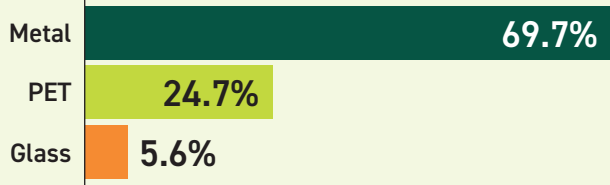
BottleDrop®
Oregon Redemption Center

TOTAL REDEMPTION CENTER VOLUME PROCESSED*

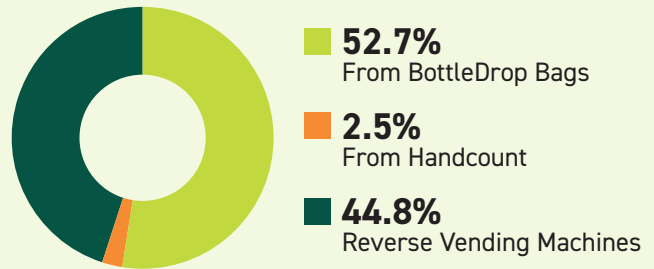


45,288,876 CONTAINERS

BY COMMODITY



BY SOURCE



**Some BottleDrop bags processed at district redemption centers are credited to customers who live outside the district.*

Senate District 27 Resident Redemption Activity

12,960,522

CONTAINERS REDEEMED
USING BOTTLEDROP BAGS

*185,150 Green and Blue Bags bags credited
to account holders in district*

= 37%

CONTAINERS
REDEEMED IN
DISTRICT



21,921,829

INDIVIDUAL CONTAINERS
REDEEMED IN DISTRICT

= 63%

CONTAINERS REDEEMED
IN DISTRICT



BY LOCATION

98.6%

BOTTLEDROP NETWORK

1.1%

LARGE RETAILERS

0.3%

SMALL RETAILERS

Doing More With Your Returns

**BottleDrop[®]
Plus**

\$440,029

EARNED FOR GROCERIES
VIA PLUS PROGRAM

refund value + 20% Plus voucher value

embark

\$11,528

SAVED FOR EDUCATION
THROUGH GREEN BAG ACCOUNTS



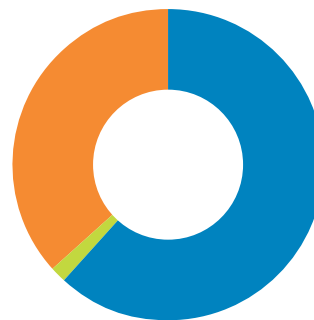
TOP 5 BOTTLEDROP GIVE NONPROFIT FUNDRAISERS



**BottleDrop[®]
Give**

1. Brightside Animal Center Thrift Store
2. Humane Society of Central Oregon
3. Pregnancy Resource Centers of Central Oregon
4. Furry Friends Foundation, Inc.
5. Street Dog Hero

PHILANTHROPIC PROGRAMMING



\$177,725

BOTTLEDROP GIVE
NONPROFIT FUNDRAISING

+\$9,567

FUNDS RAISED/CONTRIBUTED
THROUGH OTHER OBRC
PHILANTHROPIC PROGRAMS
*from Containers for Change and
Emergency Fund*