



OREGON BEVERAGE RECYCLING COOPERATIVE'S Biannual Legislative District Report

Reporting period: January 01 - June 30, 2025

Senate District 1

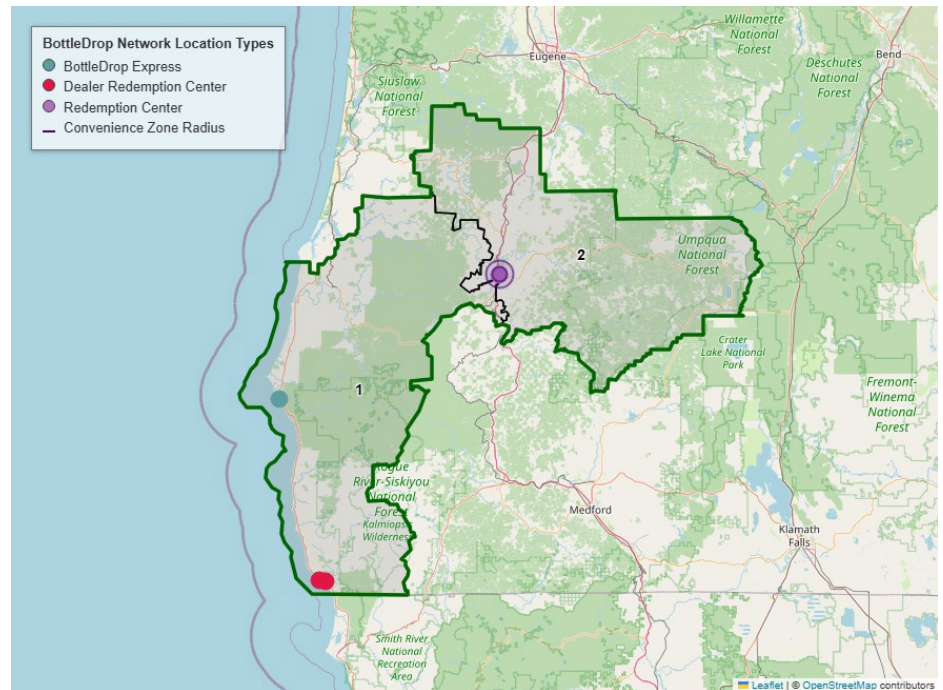
House Districts 1 & 2

Executive Summary

This inaugural report cycle launches our biannual legislative district reports series, created to celebrate progress and provide a more community-focused view of beverage container redemption activity across Oregon.

The first half of 2025 was a landmark period for OBRC. We proudly helped pass SB 992, ushering in key modernizations for Oregon's Bottle Bill. Implementation kicked off immediately, setting the stage for long-term improvements. In partnership with retailers, we launched five new Green and Blue Bag drop sites in Port Orford, Brookings, Hillsboro, Happy Valley and Beaverton – expanding convenience for communities across Oregon. Statewide, we're thrilled to see a growing shift toward bag returns, reflecting the success of these efforts.

Senate District 1 BottleDrop Network Locations



Key Senate District 1 Container Redemption Stats

34,430,957

CONTAINERS
REDEEMED

982,979,138 containers statewide

+4.4%

CHANGE
FROM PREVIOUS
6 MONTHS

4

BOTTLEDROP
NETWORK SITES

106 statewide

LOCATIONS

Fred Meyer Brookings
McKay's Market Brookings
Ray's Port Orford
Roseburg Redemption Center

180

BEVERAGE CONTAINER
REDEMPTION LOCATIONS
SERVICED BY OBRC

3,384 statewide

28,656

ACTIVE
GREEN BAG ACCOUNTS

1,014,471 statewide

263

BOTTLEDROP GIVE
NONPROFITS

6,001 statewide

LEARN MORE: PR@obrc.com | [OBRC.com](https://obrc.com) | BottleDrop.com




BottleDrop®
Oregon Redemption Center

TOTAL REDEMPTION CENTER VOLUME PROCESSED*

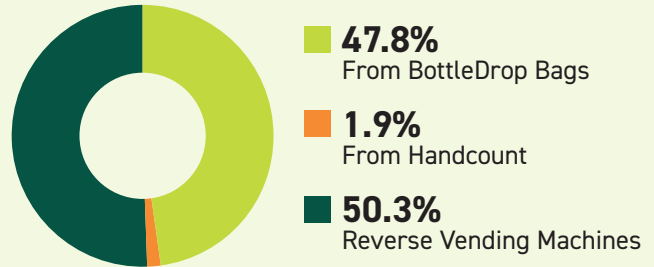


22,565,101 CONTAINERS

BY COMMODITY



BY SOURCE



**Some BottleDrop bags processed at district redemption centers are credited to customers who live outside the district.*

Senate District 1 Resident Redemption Activity

11,698,473

CONTAINERS REDEEMED
USING BOTTLEDROP BAGS

*182,904 Green and Blue Bags bags credited
to account holders in district*

= 37.2%

CONTAINERS
REDEEMED IN
DISTRICT



21,627,680

INDIVIDUAL CONTAINERS
REDEEMED IN DISTRICT

= 62.8%

CONTAINERS REDEEMED
IN DISTRICT



BY LOCATION

71.4%
BOTTLEDROP NETWORK

24%
LARGE RETAILERS

4.6%
SMALL RETAILERS

Doing More With Your Returns

**BottleDrop
Plus**

\$444,666

EARNED FOR GROCERIES
VIA PLUS PROGRAM

refund value + 20% Plus voucher value

embark

\$1,671

SAVED FOR EDUCATION
THROUGH GREEN BAG ACCOUNTS



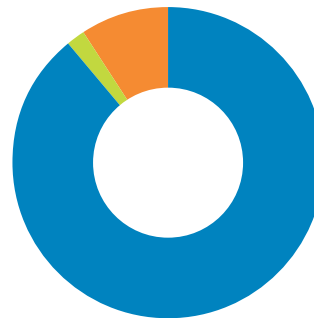
TOP 5 BOTTLEDROP GIVE NONPROFIT FUNDRAISERS



**BottleDrop
Give**

1. Wild Rivers Animal Rescue
2. Saving Grace Inc.
3. Glide Booster Club
4. South Coast Humane Society
5. Oakland Booster Club

PHILANTHROPIC PROGRAMMING



\$100,333
Funds Raised from
Blue Bags

\$2,119
Funds Raised from
Online Donations by
Green Bag Account
Holders

\$10,154
Funds Raised from
Can Drives (Plant/
Bulk Fundraisers)

\$112,606
BOTTLEDROP GIVE
NONPROFIT FUNDRAISING

+\$1,995 FUNDS RAISED/CONTRIBUTED
THROUGH OTHER OBRC
PHILANTHROPIC PROGRAMS
*from Containers for Change and
Emergency Fund*