



Quarterly Report

Q2 - 2023

Oregon Beverage Recycling Cooperative



Natural Bridges, Samuel Boardman Scenic Corridor, Brookings, OR

The BottleDrop network added its 100th bag drop location in Brookings (Fred Meyer) during Q2, adding easy access to the Green Bag program for south coast residents. The quarter also brought new bag drop access in Ashland (Food Co-op) and The Dalles (Fred Meyer), another longtime geographic expansion priority for OBRC.

The quarter also saw increases in both the total number of containers returned and the number of Green and Blue Bags processed, both quarter-over-quarter and year-over-year. In total, 424.4 million containers were returned through the BottleDrop network during Q2 2023, an 8.3% increase over the same quarter the previous year. Expansion to the network and the convenience of the Green and Blue Bag programs spurred significant growth in volume. BottleDrop's 984,698 account holders returned 3.1 million Green and Blue Bags during the quarter, a 10.5% increase in the number of bags returned compared to the same period in 2022.

OBRC's growth in members and participants also continued during the quarter, with six new members and participants, bringing the total to 313. OBRC's members continued their stewardship efforts through the Cooperative during Q2. By providing a matching campaign centered around Earth Week, the BottleDrop Give program helped 660 participating nonprofits across Oregon raise over \$188,000 to enrich important causes and communities across the state. This was OBRC's 3rd annual Earth Week matching campaign, and it provided an excellent opportunity for nonprofit organizations to raise funds while sharing the redemptive power of container refunds.



Quarterly Report



OBRC Network at a Glance

Creating a World Where No Resource is Wasted

Members & Participants	313
Employees in Oregon	513
Processing Plants	6
Clackamas, Eugene, North Bend/ Coos Bay, Pendleton, Redmond, White City	
Redemption Centers	26
BottleDrop Express Sites	17
Dealer Redemption Centers	57
Retail Return Sites Served Q2	1,889
Reverse Vending Machines	730

OBRC is a statewide cooperative that receives no taxpayer funding from the State of Oregon.

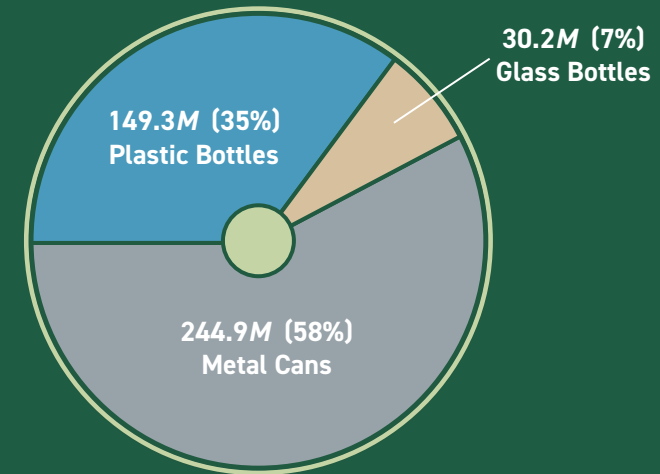


Quarterly Report

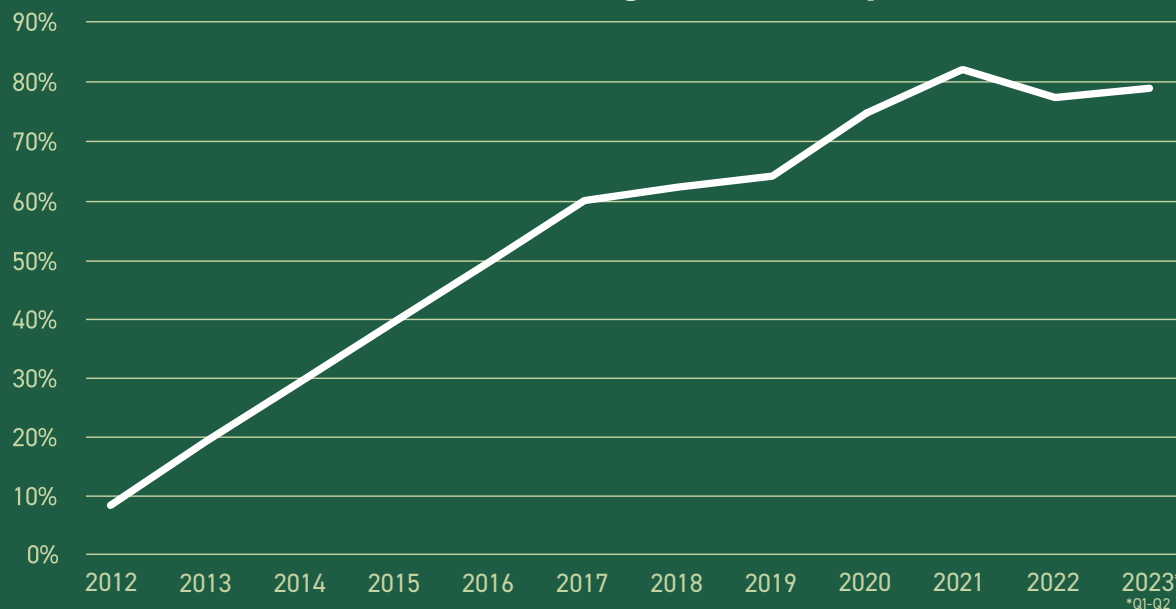
Quarterly Returns Through the BottleDrop Network

Containers Redeemed Q2	424.4M
Redeemed per Resident (avg)	99
Green & Blue Bags Processed	3.1M

Return Volume by Container Type



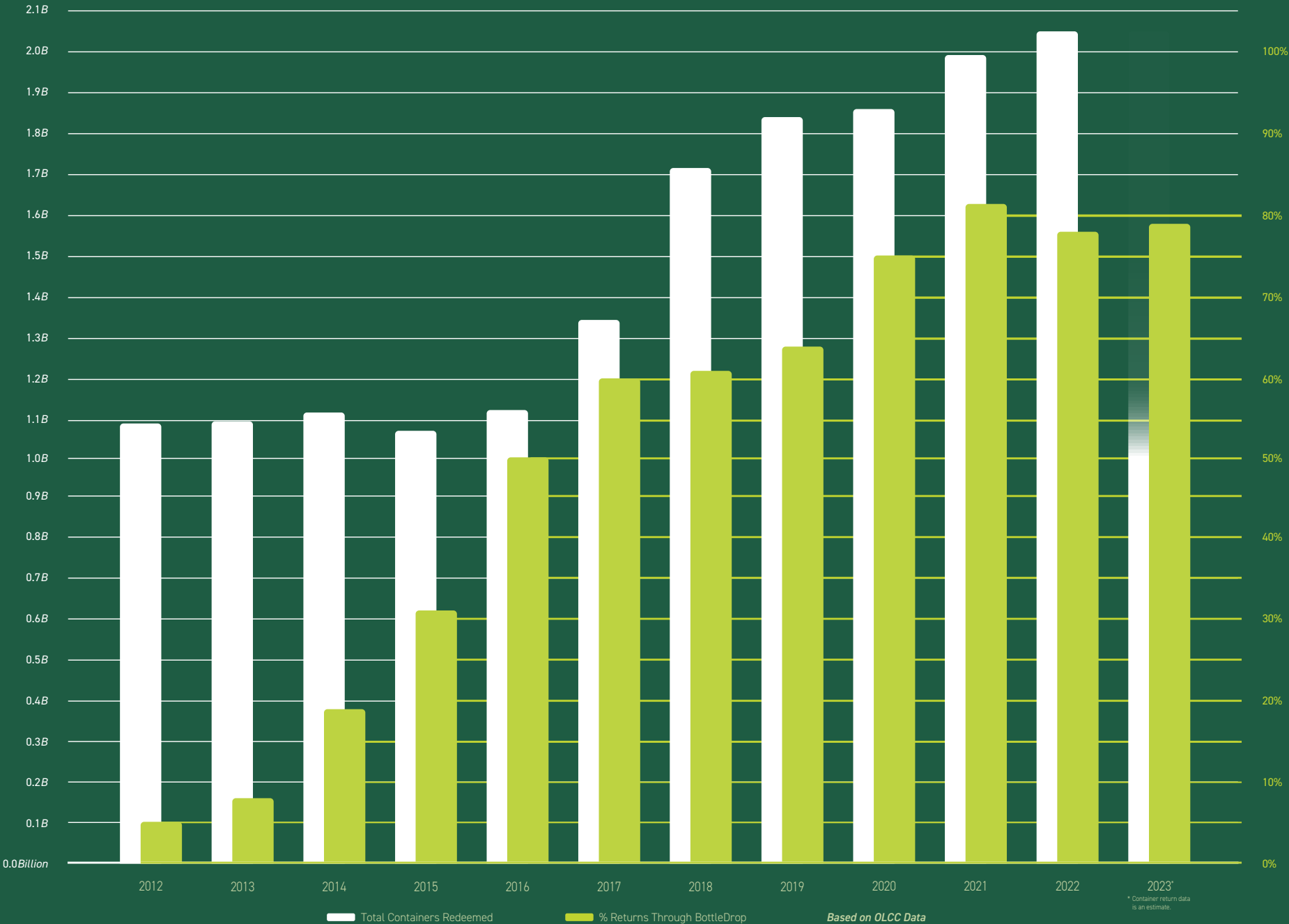
% Returns Through BottleDrop



Q2 2023 - The percentage of containers returned through the BottleDrop network remained stable during the quarter, with nearly 8 out of every 10 containers returned at a BottleDrop Redemption Center or through the Green and Blue Bag programs.

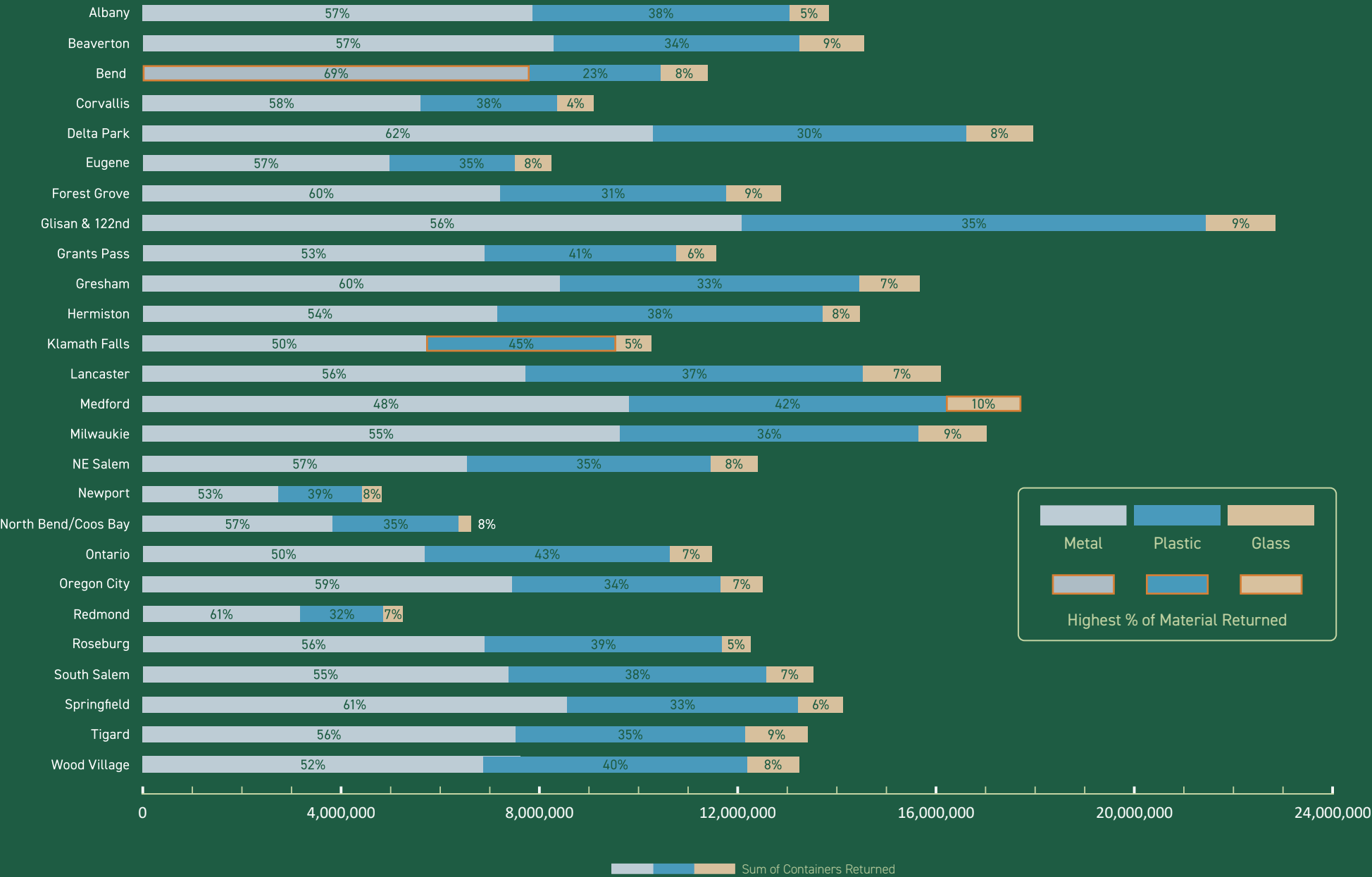


Container Return Volume Year-Over-Year





Q2 Return Volume by Redemption Center & Material





BottleDrop Accounts

<i>New accounts added daily (avg)</i>	334
Q2 New Accounts	30,372
Bend	1,155
Eugene	2,964
Hermiston	770
Medford	1,393
Portland	9,589
Online	14,501
Total BottleDrop Accounts	984,698



The BottleDrop network ended the quarter with 13.5% more account holders than it had at the end of Q2 2022 (867,472) and 34.7% more account holders than it had at the end of Q2 2021 (731,097).



Quarterly Report



Photos courtesy of Spartan Robotics 997, Thimbleberry Collaborative Farm, and Every Child PDX

BottleDrop Give

Total Nonprofit Fundraisers	5,314
Q2 New Give Accounts	154
Total Raised in Q2	\$1,387,303
Total Raised All-Time	\$24,909,613

Earth Week Give

OBRC hosted its 3rd annual Earth Week Give campaign during Q2-23. In total, 660 nonprofits participated, raising nearly \$153,000 through Blue Bags and online donations from Green Bag accounts. OBRC's Containers for Change program provided a 20% match for funds raised during the campaign and hosted a "Redemption Story" contest where nonprofits shared powerful stories about how container redemption through BottleDrop Give has helped them improve the lives of the Oregonians they serve. Earth Week Give was a big success, with over \$188,000 raised for nonprofits during the effort.



BottleDrop Refillable Program

Refillable Bottles in Rotation	2,966,205
--------------------------------	-----------

Varieties of beer, cider, kombucha, & wine available in Refillable Bottles	137
--	-----

Producers Using Refillables	11
-----------------------------	----

Ancestry Brewing, Buoy Beer Co., Captured by Porches Brewing, Cooper Mountain Ale Works, Coopers Hall Winery, Double Mountain Brewery, Gigantic Brewing, Pagan Brews, Pierce Wines, Röeder Apfelwein, Walkabout Brewing

Statewide Refillable Programs in US	1
-------------------------------------	---

A Great Way to Enjoy Oregon's Craft Beverages

OBRC's Refillable program made continued strides during Q2. With a successful test on a new washable label for Refillable bottles, the program continues to improve its operational efficiency by making the bottle washing process much easier. The quarter ended with the same number of Refill partners and unique stock-keeping units (SKUs) in the program, but the types and varieties of beverages included in the program changed with the seasons, with winter drinks making way for spring and summer styles.



ORPET

PET Processing - St. Helens, OR

Plastic Bottles Returned Q2	185.7M
-----------------------------	--------

Pounds of PET Flake Processed	7.2M
-------------------------------	------

ORPET continues to be a steady source of Grade-A rPET flake. It is all processed right here in Oregon and provides recycled content for new, high-quality products, reducing the reliance on virgin plastics.

Variations in ORPET's quarterly recycling data are due to fluctuations in processing throughput.





Quarterly Report

pr@obrc.com