



# Quarterly Report

## Q1 - 2023

### Oregon Beverage Recycling Cooperative



Crooked River, Prineville, OR

2023 began with a busy and exciting first quarter. The BottleDrop network expanded with the addition of three new retail bag drop sites—two in Portland (Trader Joe's on SE Cesar Chavez Blvd. and Safeway on SE Powell Blvd.) and one in Prineville (Ericksons Thriftway), which was the city's first bag drop door location. Green Bag access in Crook County's largest city has been one of OBRC's expansion priorities, and the site was immediately popular with consumers in the area. The quarter ended with 954,326 Green Bag account holders, marking a 2.9% increase during Q1.

OBRC has seen a significant increase in participation over the past year. The Cooperative ended Q1 with 307 members and participants, a 14.6% increase over the number of members and participants at the end of Q1 2022. Increased participation in the Cooperative helps ensure a streamlined consumer experience across Oregon that facilitates improved access to the BottleDrop network and its programs.

Container return volume during Q1 2023 (374.30 million) was substantially similar to return volume during the same quarter the previous year (377.13 million), showing a decrease of less than one percent. Green Bag return volume during Q1 2023 (2.70 million bags) showed a slight increase over Q1 2022 (2.68 million bags).

Growth also continued in the BottleDrop Give program, with 269 additional Oregon nonprofits signing up to raise funds through container redemption. The Q1 2023 data was adjusted to remove duplicates between Blue Bag fundraisers and high-volume plant fundraisers, so the total number of participating nonprofits (5,160) appears less than the number at the end of Q4 2022 (5,565), despite the program continuing to grow during the quarter.



## Quarterly Report



## OBRC Network at a Glance

*Creating a World Where No Resource is Wasted*

Members & Participants	307
Employees in Oregon	498
Processing Plants	6
Clackamas, Eugene, North Bend/ Coos Bay, Pendleton, Redmond, White City	
Redemption Centers	26
BottleDrop Express Sites	17
Dealer Redemption Centers	54
Retail Return Sites Served Q1	1,907
Reverse Vending Machines	712

OBRC is a not-for-profit cooperative that receives no taxpayer funding from the State of Oregon.

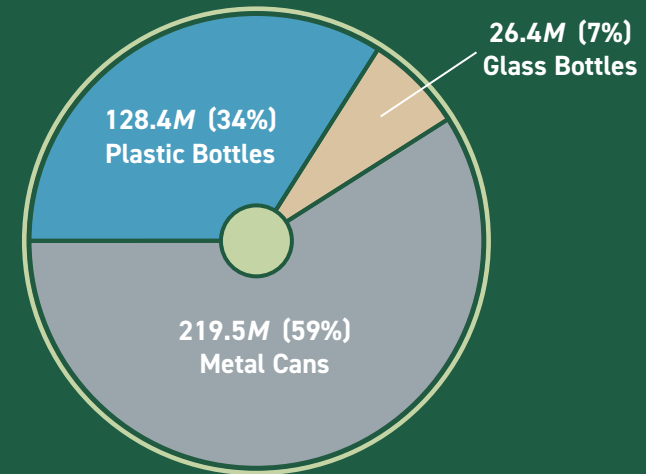


## Quarterly Report

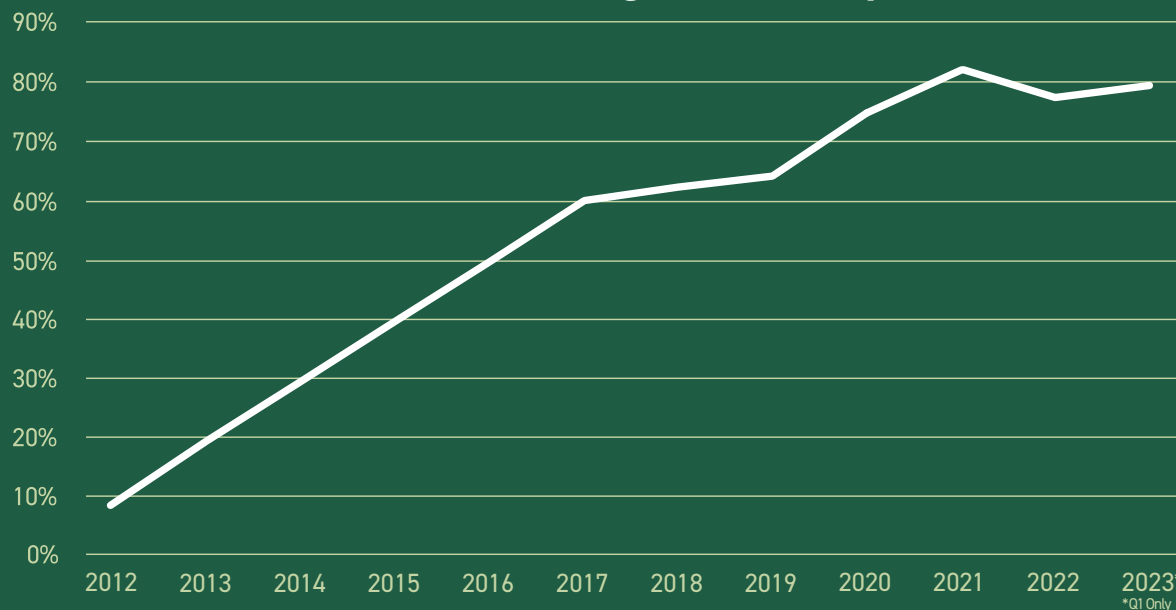
### Quarterly Returns Through the BottleDrop Network

Containers Redeemed Q1	374.3M
Redeemed per Resident (avg)	87
Green & Blue Bags Processed	2.7M

### Return Volume by Container Type



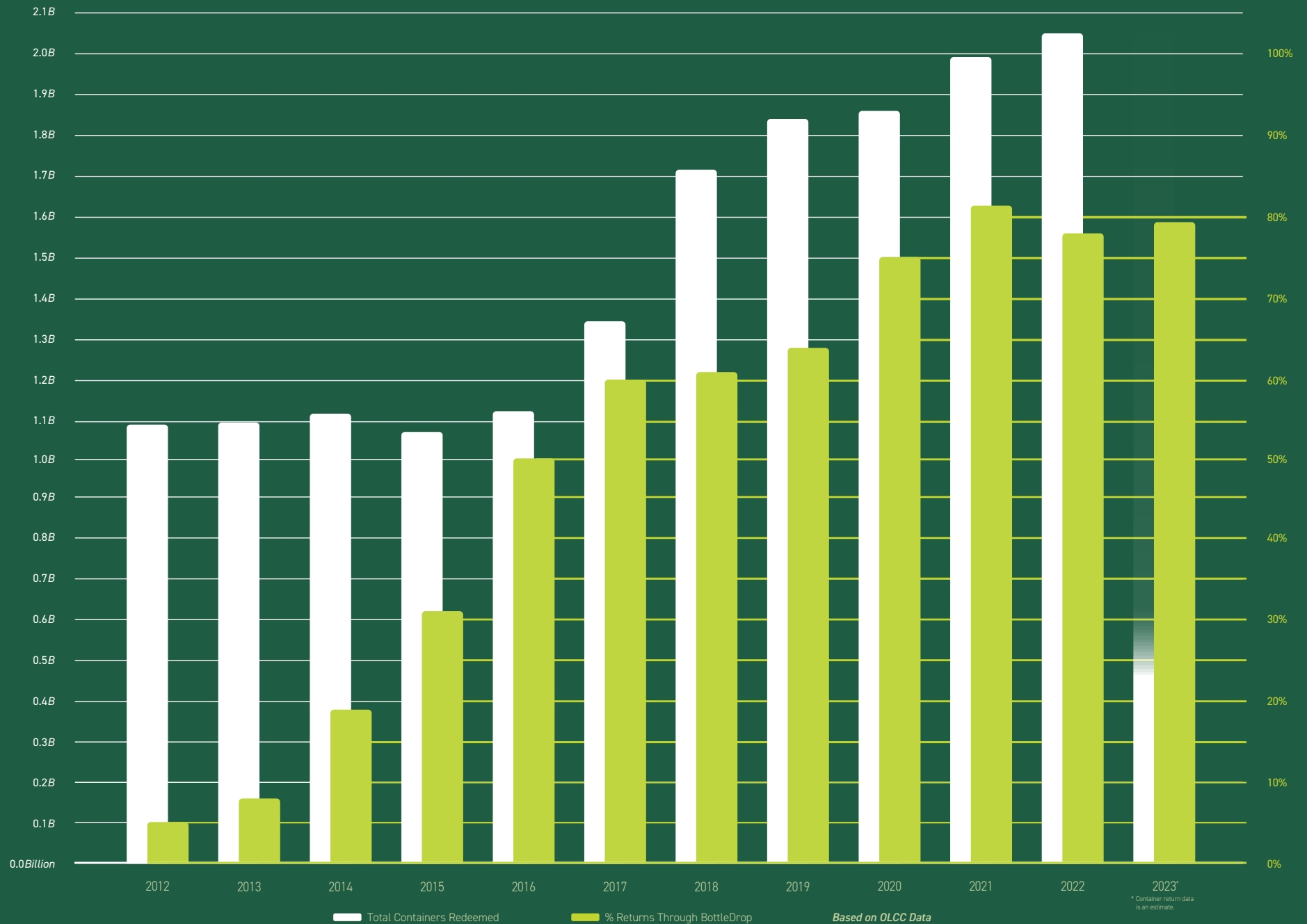
### % Returns Through BottleDrop



**Q1 2023** - The percentage of containers returned through the BottleDrop network increased slightly during Q1 as Oregon's container return system continued to stabilize from the Covid-19 era return to retail suspensions that ended midway through 2021. In total, 79.4% of containers returned during Q1 were returned through the BottleDrop network.

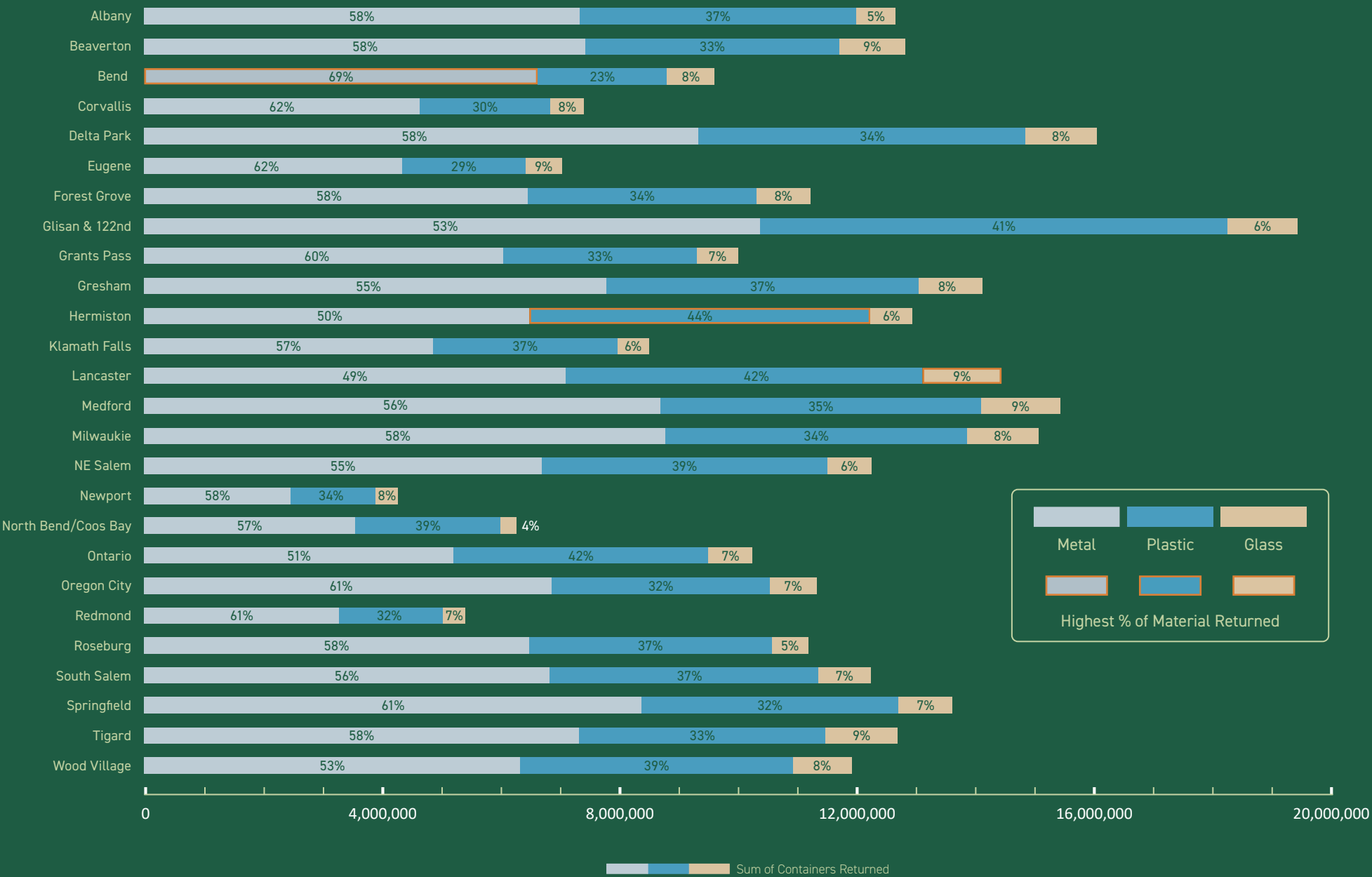


## Container Return Volume Year-Over-Year





# Q1 Return Volume by Redemption Center & Material





## Quarterly Report

### BottleDrop Accounts

<i>New accounts added daily</i> (avg)	<b>294</b>
Q1 New Accounts	26,461
Bend	808
Eugene	3,020
Hermiston	762
Medford	1,195
Portland	7,778
Online	12,898
Total BottleDrop Accounts	954,326



The BottleDrop network ended the quarter with 14.0% more account holders than it had at the end of Q1 2022 (837,174) and 39.7% more account holders than it had at the end of Q1 2021 (683,159).



## Quarterly Report



Photo from Cub Scout Pack 503

### BottleDrop Give

Total Nonprofit Fundraisers	5,160*
Q1 New Give Accounts	269
Total Raised in Q1	\$1,156,518
Total Raised All-Time	\$23,522,310

### Give Growth

The first quarter of 2023 marked the 11th consecutive time nonprofits have raised over \$1 million in a single quarter through BottleDrop Give. The all-time raised total crested \$23 million during Q1, and more than half of that amount (over \$14 million) has been raised since Q1 2020. BottleDrop Give continues to be a critical fundraising pathway for nonprofits in every Oregon community.

\* Some BottleDrop Give nonprofits have both Blue Bag accounts and high-volume plant fundraising accounts. For Q1, the data was adjusted to remove duplicates, meaning the Q1 number is slightly less than the previous quarter.



## BottleDrop Refillable Program

Refillable Bottles in Rotation	2,801,201
--------------------------------	-----------

Varieties of beer, cider, kombucha, & wine available in Refillable Bottles	137
--	-----

Producers Using Refillables	11
-----------------------------	----

Ancestry Brewing, Buoy Beer Co., Captured by Porches Brewing, Cooper Mountain Ale Works, Coopers Hall Winery, Double Mountain Brewery, Gigantic Brewing, Pagan Brews, Pierce Wines, Röeder Apfelwein, Walkabout Brewing

Statewide Refillable Programs in US	1
-------------------------------------	---

### A Great Way to Enjoy Oregon's Craft Beverages

During Q1, OBRC's Refillable program sent a full truckload of bottles to be washed and made available for reuse. The first quarter of 2023 also marked continued program expansion, with Refill partners making additional unique beverage options in Refillable bottles available across Oregon. There are now 137 unique stock-keeping units (SKUs) registered in the Refillable program, up from 112 at the end of Q4.



---

### ORPET

---

*PET Processing - St. Helens, OR*

---

Plastic Bottles Returned	161.1M
--------------------------	--------

---

Pounds of PET Flake Processed	7.8M
-------------------------------	------

---

ORPET continues to be a steady source of Grade-A rPET flake. It is all processed right here in Oregon and provides recycled content for new, high-quality products, reducing the reliance on virgin plastics.





## *Quarterly Report*

---

[pr@obrc.com](mailto:pr@obrc.com)