



Quarterly Report

Q4 - 2022

Oregon Beverage Recycling Cooperative



L to R: State Rep. Boomer Wright, Coos Bay Mayor Joe Benetti, North Bend Mayor Jessica Engelke, State Senator Dick Anderson, OBRC CEO Jules Bailey, McKay's Markets President and Chair of Northwest Grocers Association Bill Caldwell

14.5% more than at the end of the previous year. The BottleDrop network also continued to expand bag drop access across Oregon during Q4. In addition to the two new Redemption Centers, OBRC added five new bag drop facilities in partnership with retailers in Aloha (Basics Market), La Pine (Ray's Food Place), and Portland (Trader Joe's on NW Glisan, Trader Joe's on NE Halsey, and QFC in Sellwood).

OBRC ended the year with a record-breaking Holiday Give campaign, partnering with Blue Bag fundraisers in Q4 to help raise over \$227,000 to support excellent nonprofits and enrich communities across Oregon.

Following typical seasonal trends, container return volume slowed during Q4 compared to Q3's peak annual volume, but Q4 showed year-over-year growth, with a 6.9% increase in returns compared to the same quarter the previous year. It was also a busy quarter of growth for the BottleDrop network. In November, OBRC moved its NE Glisan Street BottleDrop Redemption Center in Portland to a new standalone facility nearby, featuring state-of-the-art counting and sortation equipment. OBRC also accomplished a longstanding goal in December by opening a full-service BottleDrop Redemption Center in North Bend/Coos Bay, which will facilitate additional network access along Oregon's south coast.

OBRC ended Q4 with 927,865 BottleDrop account holders,



Quarterly Report



OBRC Network at a Glance

Serving Industry & the Environment

Members & Participants	301
Employees in Oregon	507
Processing Plants	6
Clackamas, Eugene, North Bend/ Coos Bay, Pendleton, Redmond, White City	
Redemption Centers	26
BottleDrop Express Sites	16
Dealer Redemption Centers	52
Retail Return Sites Served Q4	1,897
Reverse Vending Machines	716

OBRC is a not-for-profit cooperative that receives no taxpayer funding from the State of Oregon.

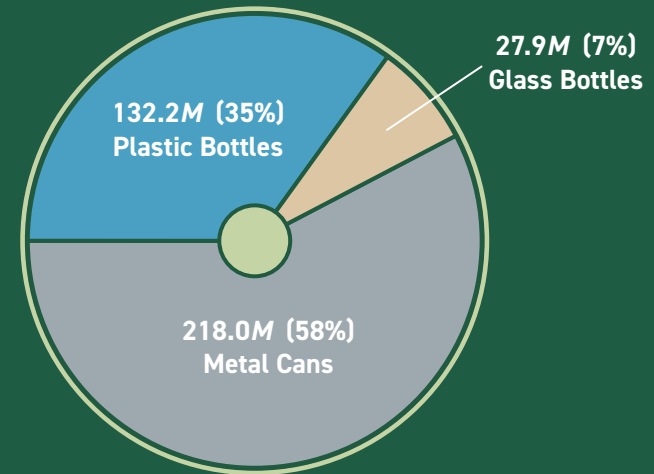


Quarterly Report

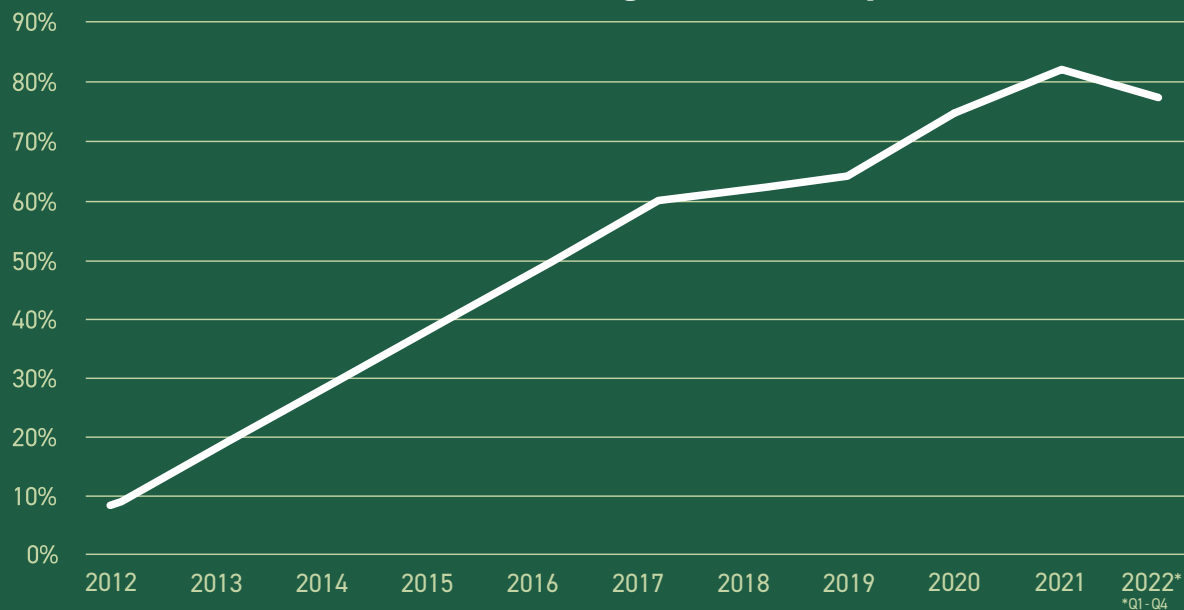
Quarterly Returns Through the BottleDrop Network

Containers Redeemed Q4	378.1M
Redeemed per Resident (avg)	88
Green & Blue Bags Processed	2.6M

Return Volume by Container Type



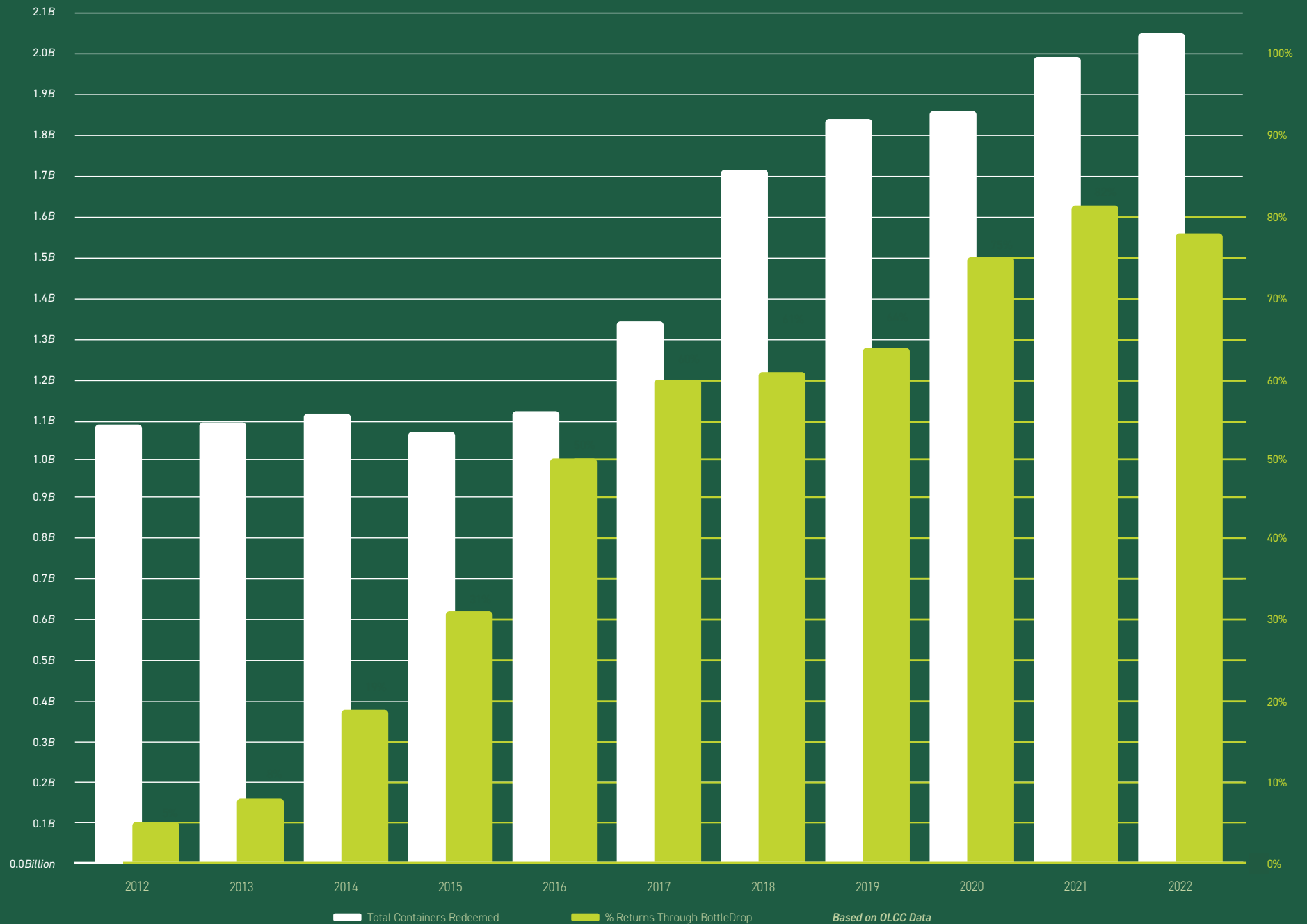
% Returns Through BottleDrop



Q4 2022 - The percentage of containers returned through the BottleDrop network stabilized throughout 2022, compared to the COVID-19 pandemic-era highs that occurred during retail return suspensions in 2020 and 2021. Comparing the two most recent years without retail return suspensions (2019 and 2022), the BottleDrop network continues a steady trajectory of growth in the overall percentage of return volume.



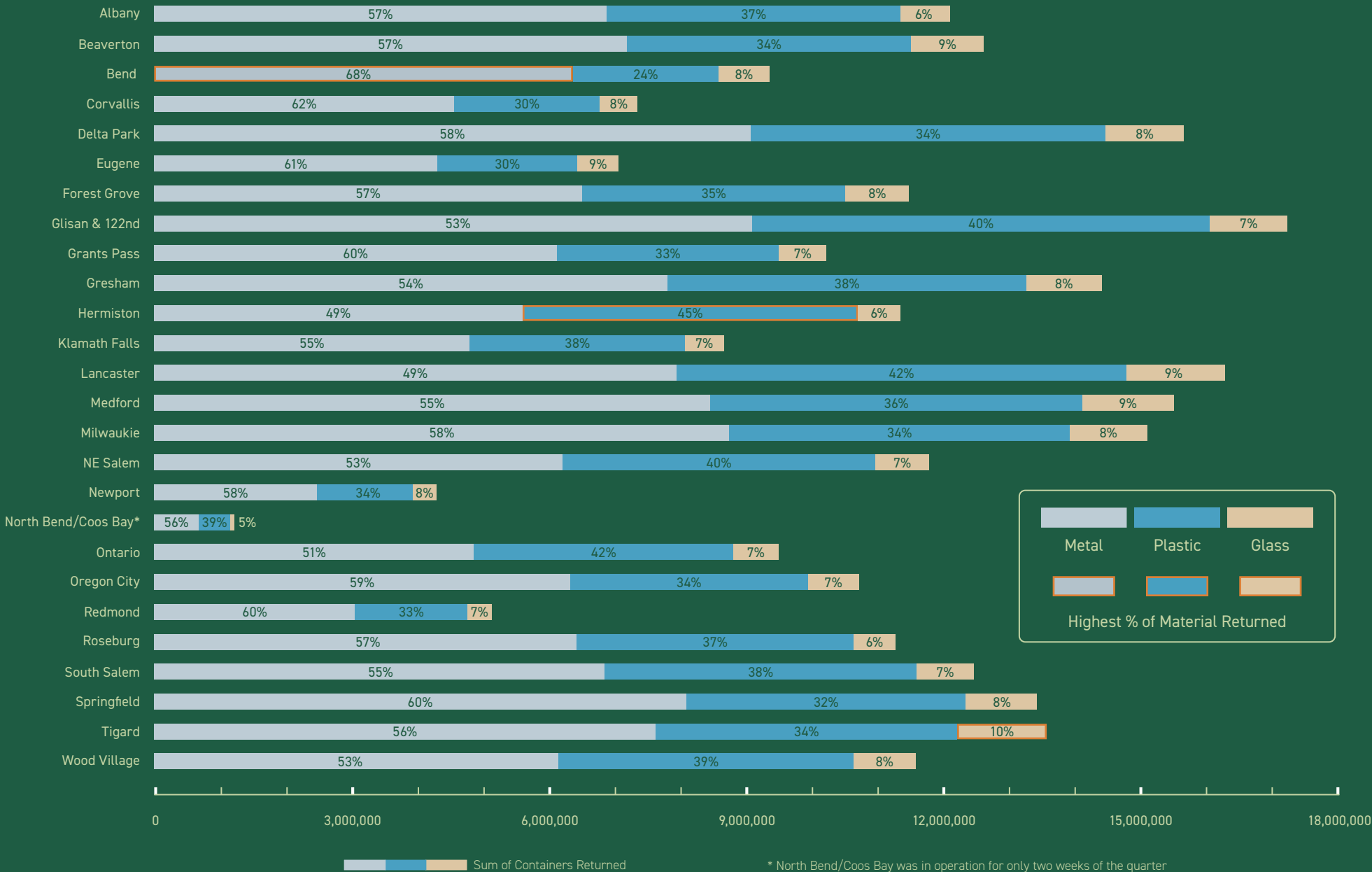
Container Return Volume Year-Over-Year





Quarterly Report

Q4 Return Volume by Redemption Center & Material





Quarterly Report

BottleDrop Accounts

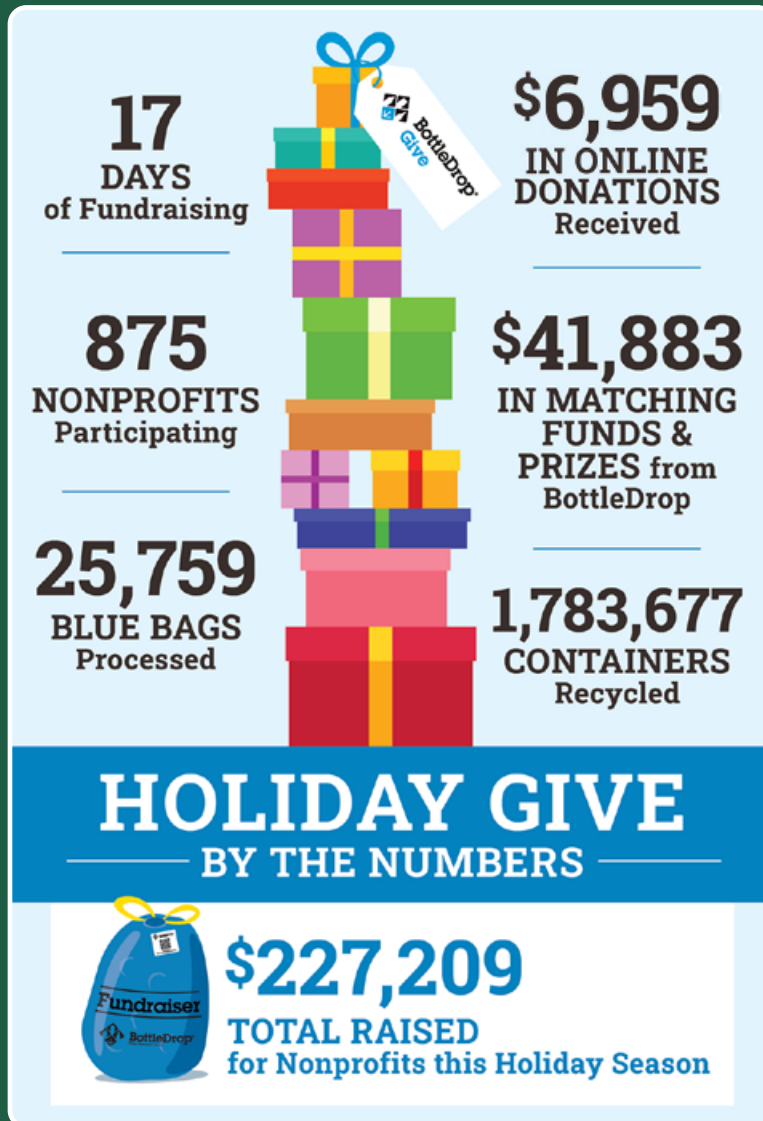
<i>New accounts added daily (avg)</i>	282
Q4 New Accounts	25,950
Bend	795
Eugene	2,499
Hermiston	638
Medford	1,304
Portland	7,838
Online	12,577
Give Nonprofits	299
Total BottleDrop Accounts	927,865



The BottleDrop network ended the quarter with 14.5% more account holders than it had at the end of Q4 2021 (810,034) and 46% more account holders than it had at the end of Q4 2020 (635,983).



Quarterly Report



BottleDrop Give

Total Nonprofit Fundraisers	5,565
Q4 New Give Accounts	299
Total Raised in Q4	\$1,181,252
Total Raised All-Time	\$22,365,792

Holiday Give 2022

OBRC hosted its sixth annual Holiday Give campaign from November 15 – December 1, which included a 20% match on funds raised as well as a social media contest. A record 875 nonprofits participated this year, returning more than 25,000 Blue Bags and generating 125 online donations. Including matched funds and prizes, OBRC helped Oregon nonprofits raise over \$227,000 during the most successful Holiday Give campaign yet.



BottleDrop Refillable Program

Refillable Bottles in Rotation	2,701,369
--------------------------------	-----------

Varieties of beer, cider, kombucha, & wine available in Refillable Bottles	112
--	-----

Producers Using Refillables	11
-----------------------------	----

Ancestry Brewing, Buoy Beer Co., Captured by Porches Brewing, Cooper Mountain Ale Works, Coopers Hall Winery, Double Mountain Brewery, Gigantic Brewing, Pagan Brews, Pierce Wines, Röeder Apfelwein, Walkabout Brewing

Statewide Refillable Programs in US	1
-------------------------------------	---

A Great Way to Enjoy Oregon's Craft Beverages

OBRC's Refillable program added a new partner during Q4: Cooper Mountain Ale Works, headquartered in Tigard, Oregon. With the addition of Cooper Mountain, OBRC's Refillable program ended Q4 with 11 participating craft beverage producers and 112 unique beverage options.



ORPET

PET Processing - St. Helens, OR

Plastic Bottles Returned	180.6M
--------------------------	--------

Pounds of PET Flake Processed	7.6M
-------------------------------	------

ORPET continues to be a steady source of Grade-A rPET flake, processed right here in Oregon, providing recycled content for new, high-quality products and reducing the reliance on virgin plastics.





Quarterly Report

info@obrc.com