



Quarterly Report

Q3 - 2022

Oregon Beverage Recycling Cooperative

Historically, the third quarter has been the busiest for OBRC's operations. With a 15.6% increase in containers returned through the BottleDrop network over the previous quarter, Q3 2022 was no exception. Return volume continued to stabilize from pandemic-induced highs, with the number of containers returned through the BottleDrop network during Q3 2022 (453.2M) being nearly identical to Q3 2021 (454.9M).

Growth in BottleDrop Green Bag customers and expansion of network bag drop locations continued during Q3. The total number of account holders grew 4%, cresting 900,000 for the first time. We also opened Ashland's first bag drop location (Shop'n Kart), enhancing consumer access and return options for residents of Jackson County.



OBRC's stewardship efforts were on full display during the quarter. BottleDrop Give celebrated back-to-school season with a mini-grant opportunity through Containers for Change, helping support sustainability projects in schools across Oregon. OBRC also launched a new campaign to promote the work of BottleDrop Give nonprofits, selecting seven organizations to be featured on box trucks and trailers serving OBRC's statewide transportation network, and the inaugural box truck featuring SOLVE hit the streets in August.



Quarterly Report



OBRC Network at a Glance

Serving Industry & the Environment

Members & Participants	282
Employees in Oregon	516
Processing Plants	5
Clackamas, Eugene, Pendleton, Redmond, White City	
Redemption Centers	25
BottleDrop Express Sites	15
Dealer Redemption Centers	49
Retail Return Sites Served Q3	1,954
Reverse Vending Machines	706

OBRC is a not-for-profit cooperative that receives no taxpayer funding from the State of Oregon.

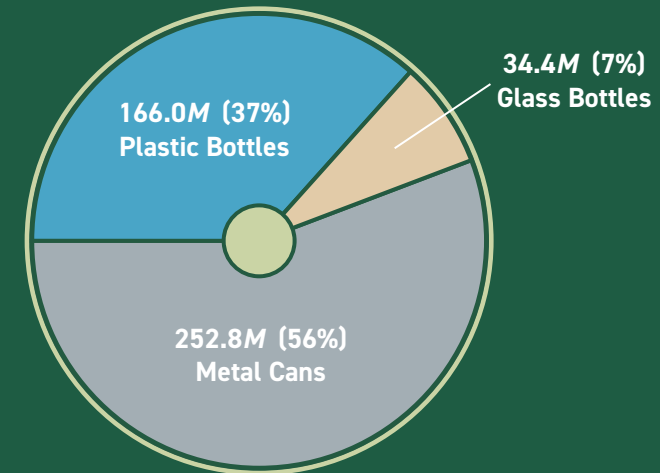


Quarterly Report

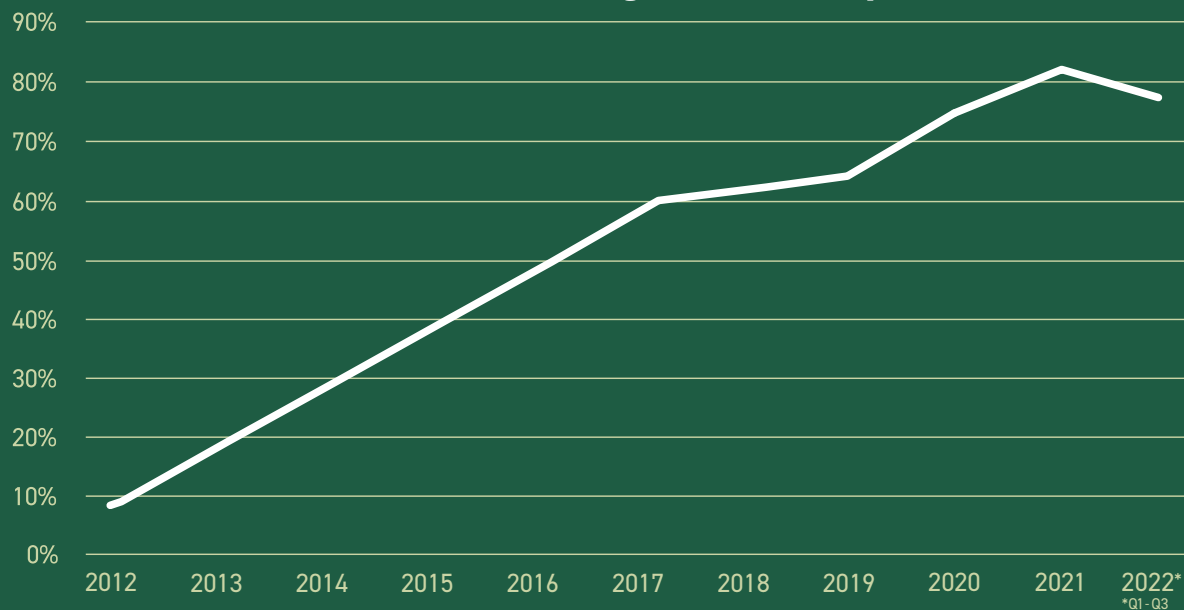
Quarterly Returns Through the BottleDrop Network

Containers Redeemed Q3	453.2M
Redeemed per Resident (avg)	105
Green & Blue Bags Processed	3.3M

Return Volume by Container Type



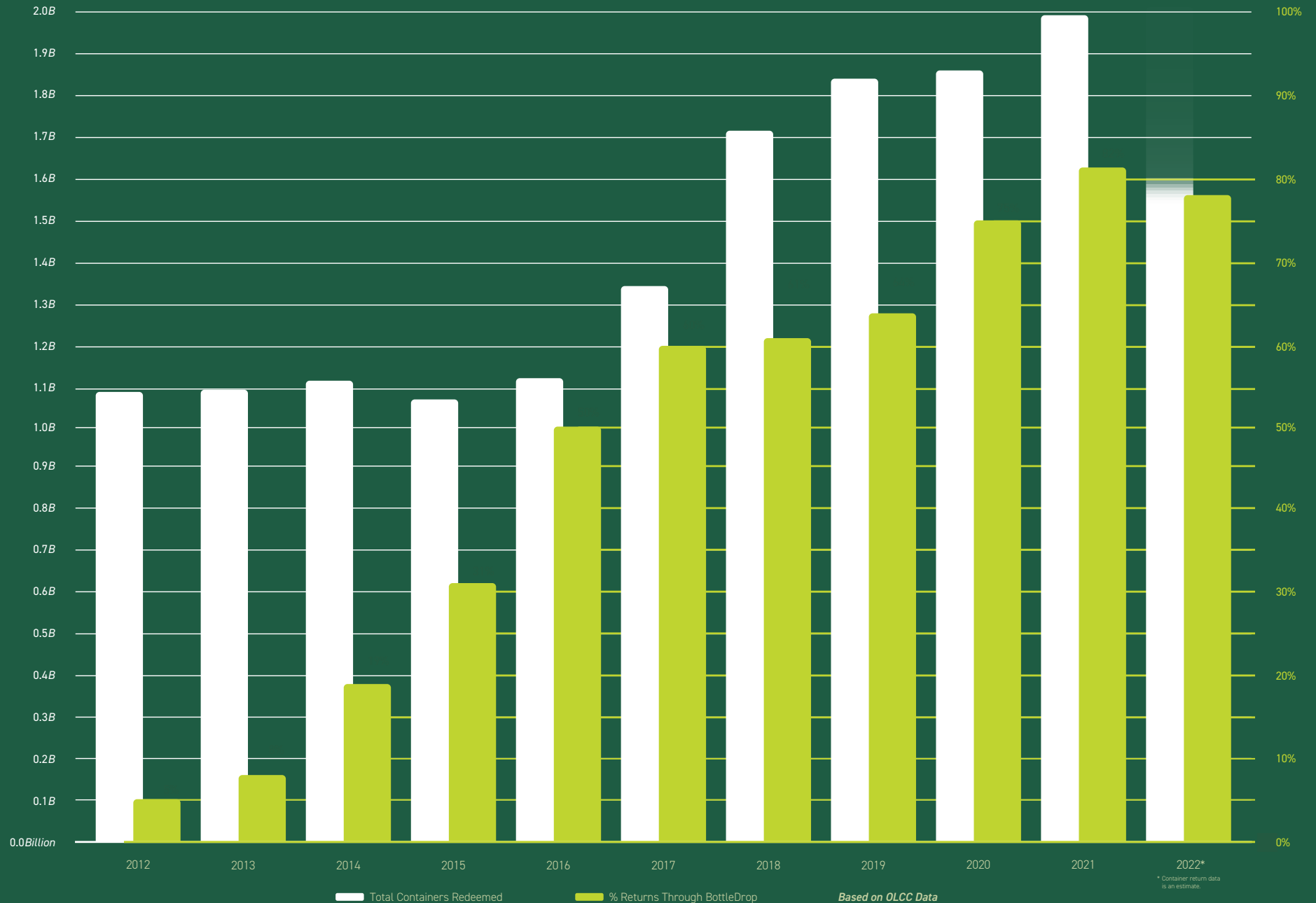
% Returns Through BottleDrop



Q3 2022 - The percentage of containers returned through the BottleDrop network continued to stabilize during Q3 after the COVID-19 pandemic-era highs that occurred during retail return suspensions in 2020 and 2021. Both the number of containers returned through retailers and the number of retail locations serviced by OBRC's route operations increased modestly as well.

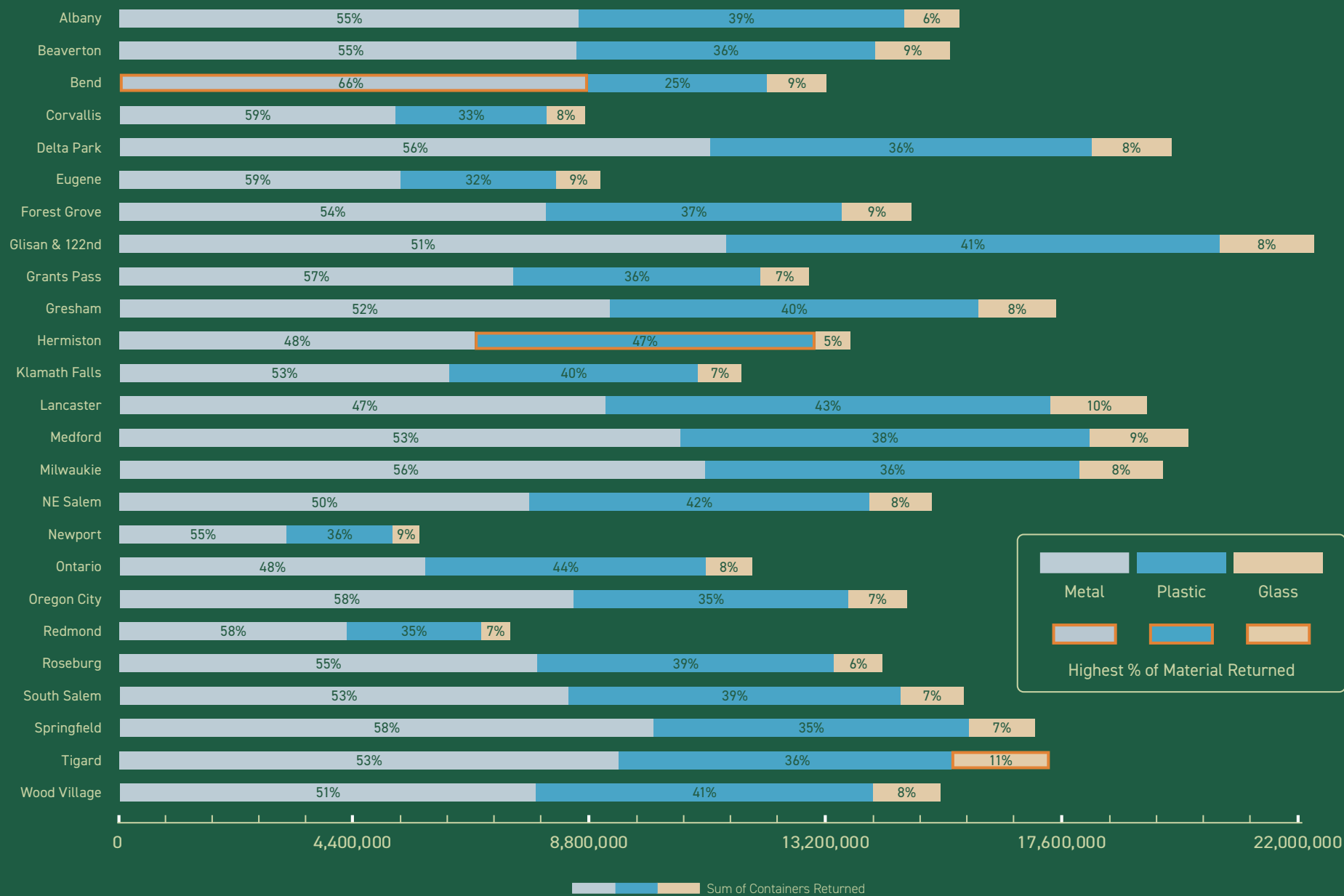


Container Return Volume Year-Over-Year





Q3 Return Volume by Redemption Center & Material





Quarterly Report

BottleDrop Accounts

<i>New accounts added daily</i> (avg)	374
Q3 New Accounts	34,443
Bend	1,037
Eugene	3,079
Hermiston	925
Medford	1,699
Portland	10,872
Online	16,743
Give Nonprofits	88
Total BottleDrop Accounts	901,915



The BottleDrop network ended the quarter with 16% more account holders than it had at the end of Q3 2021 (780,051) and 52% more account holders than it had at the end of Q3 2020 (592,973).



Quarterly Report



Photo Credit: Girl Scout Troop #10468
They will use grant funds for their "Take Action" project

BottleDrop Give

Total Nonprofit Fundraisers	5,266
Q3 New Give Accounts	88
Total Raised in Q3	\$1,414,399
Total Raised All-Time	\$21,184,540

We are restoring the school's garden to promote a healthy community culture and bring beauty to the campus.

~Grants Pass High School Garden Club

Doing Twice the Good

BottleDrop Give hosted a back-to-school mini-grant opportunity for the first time to support environmental and recycling projects and programs for school-aged students across Oregon. Nearly 100 nonprofits applied, and 13 nonprofits in 10 communities across the state were selected to receive funds ranging from \$100 - \$1,000 to support their initiatives.



A Stable Supply of Sustainable Packaging

OBRC's Refillable program continued to support craft beverage partners during Q3. While beverage manufacturers nationwide experienced instability with the supply and cost of bottles, OBRC's Refillable partners continued to have uninterrupted access to a ready-inventory of Refillable Bottles - with a stable cost - throughout the packaging market volatility.

BottleDrop Refillable Program

Refillable Bottles in Rotation	2,531,489
Varieties of beer, cider, kombucha, & wine available in Refillable Bottles	124
Producers Using Refillables	10
The Ale Apothecary, Ancestry Brewing, Buoy Beer Co., Coopers Hall Winery, Double Mountain Brewery, Gigantic Brewing, Pagan Brews, Pierce Wines, Röeder Apfelwein, Walkabout Brewing	
Statewide Refillable Programs in US	1



ORPET

PET Processing - St. Helens, OR

Plastic Bottles Returned	212.6M
--------------------------	--------

Pounds of PET Flake Processed	8.6M
-------------------------------	------

ORPET continues to be a steady source of Grade-A rPET flake, processed right here in Oregon, providing recycled content for new, high-quality products and reduces the reliance on virgin plastics.





Quarterly Report

info@obrc.com