



Quarterly Report

Q2 - 2022

Oregon Beverage Recycling Cooperative



Photo Credit: Dial-A-Bus of Benton County

The second quarter of 2022 was a period of relative stability. After several quarters marked by a global pandemic (and related retail return suspensions), hiring challenges, and huge growth in both the number of BottleDrop account holders and the number of Green and Blue Bags returned, Q2 brought a welcomed sense of a new normal. The total number of containers processed during Q2 2022 was substantially similar to the number of containers processed during Q2 2021.

This stability in volume helped OBRC staff up, expand the BottleDrop network with new bag drop locations, and prepare for Q3, which is traditionally the busiest container return period of each year. The BottleDrop network continued to grow during Q2, improving consumer access and convenience by adding bag drop locations in Bend (3rd Street Albertsons), Hillsboro (New Seasons Orenco Station), and Portland (Burnside QFC).

OBRC's positive community reach also continued to increase. BottleDrop Give surpassed 5,000 nonprofit fundraising partners

during the quarter, showing that OR 10-cent refunds for bottles and cans are helping facilitate positive change in communities all over Oregon. For the second year, BottleDrop Give promoted Earth Day through a matching campaign that generated record participation amongst Give nonprofits and raised over \$167,000 to support the wide array of services they provide throughout the state.

As Q2 concluded, Oregonians were preparing to participate in OBRC's second Hidden Bottle Hunt, a statewide celebration of Oregon's Bottle Bill. Over 8,200 individuals signed up to receive daily clues and hunt for the six commemorative bottles hidden in some of the special places Oregon's Bottle Bill helps keep litter free.



OBRC Network at a Glance

Serving Industry & the Environment

Members & Participants	275
Employees in Oregon	518
Processing Plants	5
Clackamas, Eugene, Pendleton, Redmond, White City	
Redemption Centers	25
BottleDrop Express Sites	14
Dealer Redemption Centers	49
Retail Return Sites Served Q2	1,860
Reverse Vending Machines	755


OBRC is a not-for-profit cooperative that receives no taxpayer funding from the State of Oregon.



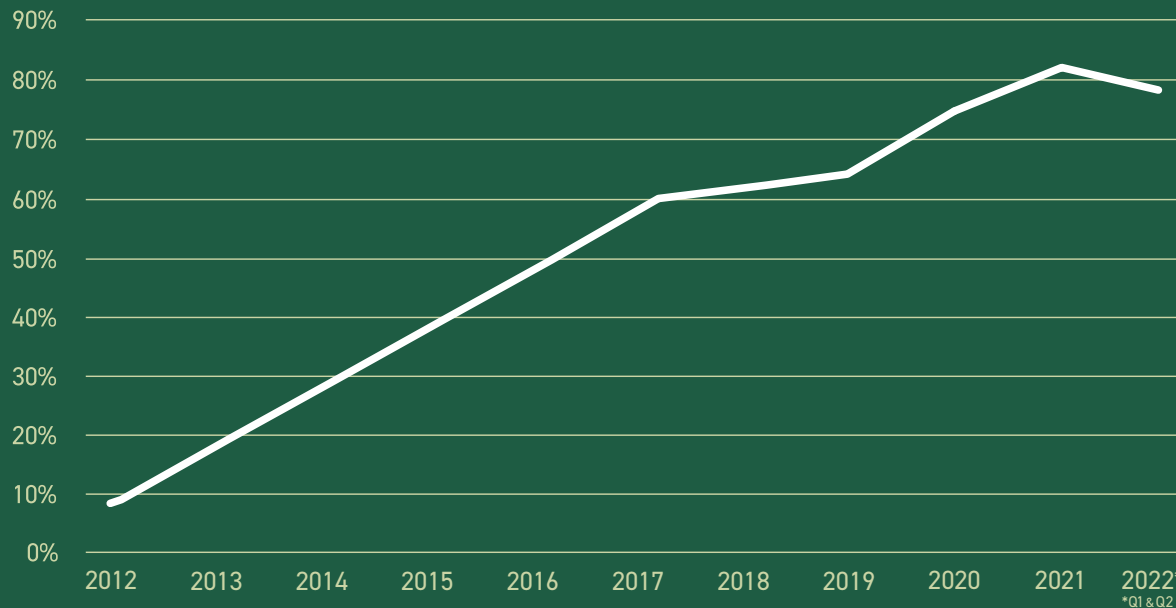
Quarterly Returns Through the BottleDrop Network

Containers Redeemed Q2	392.0M
Redeemed per Resident (avg)	91
Green & Blue Bags Processed	2.8M

Return Volume by Container Type



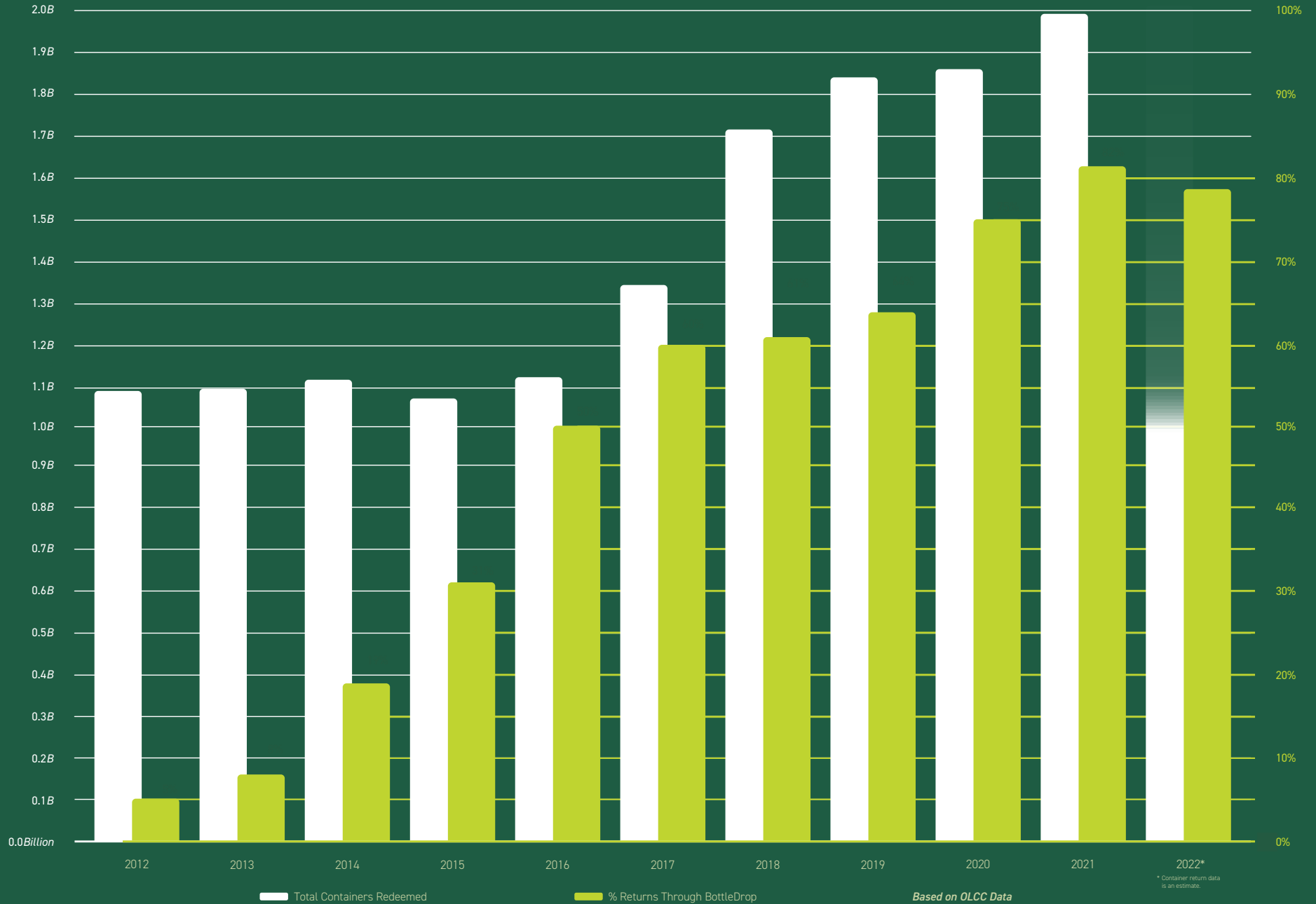
% Returns Through BottleDrop



Q2 2022 - After several consecutive quarters of rapid growth in the percentage of containers returned through the BottleDrop network (sparked in part by the suspension of return-to-retail during the COVID-19 pandemic), Q2 2022 showed a modest increase in the percentage of containers returned at retail stores.

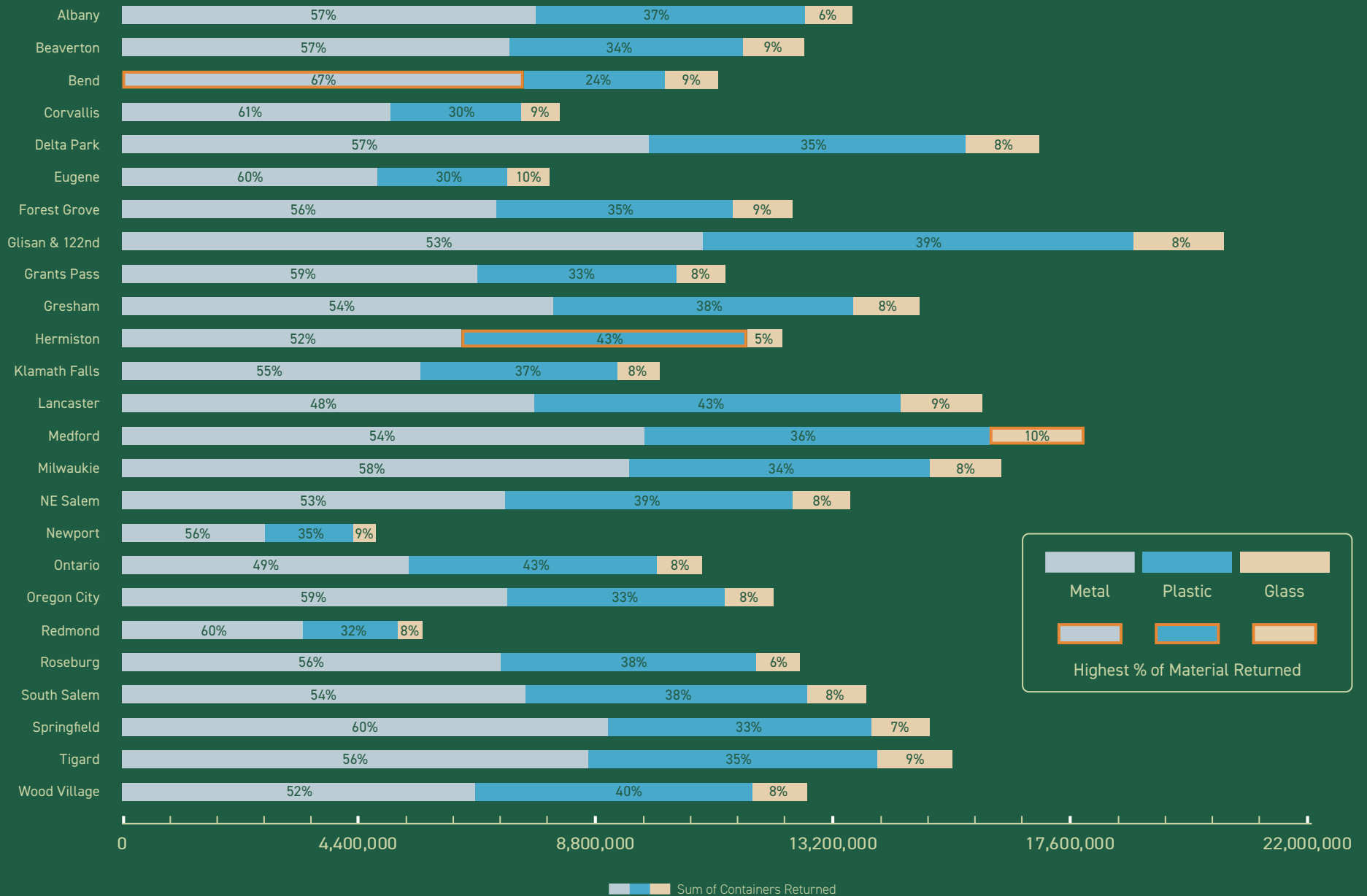


Container Return Volume Year-Over-Year





Q2 Return Volume by Redemption Center & Material





BottleDrop Accounts

<i>New accounts added daily</i> (avg)	311
Q2 New Accounts	28,298
Bend	823
Eugene	2,637
Hermiston	855
Medford	1,420
Portland	9,052
Online	13,318
Give Nonprofits	193
Total BottleDrop Accounts	867,472



The BottleDrop network had 19% more total account holders at the end of Q2 2022 than it had at the end of Q2 2021 (731,097) and 68% more than the end of Q2 2020 (518,040).



Photo Credit:
Girl Scout Troop 40343

BottleDrop Give

Total Nonprofit Fundraisers	5,178
Q2 New Give Accounts	193
Total Raised in Q2	\$1,225,639
Total Raised All-Time	\$19,770,141

It's great to do something nice for the environment & earn the rewards. Win-win!
~Sutherlin Dog Park

Doing Twice the Good

BottleDrop Give hosted its 2nd annual Earth Day Give matching campaign and social media contest during Earth Week in April. More nonprofits participated in the promotion than any similar previous campaign. In total, nearly 700 BottleDrop Give nonprofits returned and recycled 1.3 million bottles and cans in nearly 20,000 Blue Bags during the effort, collectively raising over \$167,000 for causes they support in communities across Oregon.



BottleDrop Refillable Program

Refillable Bottles in Rotation 2,470,379

Varieties of beer, cider, kombucha, & wine available in Refillable Bottles 117

Producers Using Refillables 10

The Ale Apothecary, Ancestry Brewing, Buoy Beer Co., Coopers Hall Winery, Double Mountain Brewery, Gigantic Brewing, Pagan Brews, Pierce Wines, Roeder Apfelwein, Walkabout Brewing

Statewide Refillable Programs in US 1

A Great Way to Enjoy Oregon's Craft Beverages

In the second quarter of 2022, the Refillable program welcomed Pagan Brews as a new producing partner and added kombucha to its variety of beverage offerings. The Refillable program also deployed a new, uniquely designed washable label, which will be the first non-poly-based washable, pressure-sensitive label designed specifically for glass reuse programs and available in the US marketplace.



ORPET

PET Processing - St. Helens, OR

Plastic Bottles Returned 175.0M

Pounds of PET Flake Processed 7.8M

ORPET continues to be a steady source of Grade-A rPET flake processed right here in Oregon, which provides recycled content for new, high-quality products and reduces the reliance on virgin plastics.





Quarterly Report

info@obrc.com