



Quarterly Report

Q4 - 2021

Oregon Beverage Recycling Cooperative



The final quarter of 2021 concluded another record-breaking year at OBRC. We surpassed 800,000 BottleDrop account holders during Q4, who collectively dropped off 2.5 million bags during the quarter, bringing the annual total to an astounding 11.2 million bags processed.

The BottleDrop network also continued to expand in Q4, opening an additional three bag drop locations, bringing the statewide total to 83 drop sites. One recent drop site was opened in Tillamook during the latter part of Q4, just 20 miles north of Pacific City, where Oregon's Bottle Bill was first imagined by an engaged and passionate citizen, Richard Chambers, over 50 years ago. Bringing modern redemption options to the birthplace of the Bottle Bill was an enjoyable Q4 highlight.

And we continued to help nonprofit service providers throughout the quarter.

Over 4,700 nonprofits now participate in BottleDrop Give, which collectively raised over \$5 million through bottle and can donations in 2021. We supported those efforts in Q4 through our annual Holiday Give match campaign. Over 650 nonprofits participated this year, raising nearly \$170,000. Finally, we engaged the OBRC Emergency Fund during the severe cold weather at the end of December, providing immediate financial support to 20 warming centers and shelters across Oregon.



OBRC Network at a Glance

Serving Industry & the Environment

Members & Participants	262
Employees in Oregon	487
Processing Plants	5
Clackamas, Eugene, Medford, Pendleton, Redmond	
Redemption Centers	25
BottleDrop Express Sites	12
Dealer Redemption Centers	45
Retail Return Sites Served Q4	1,984
Reverse Vending Machines	703

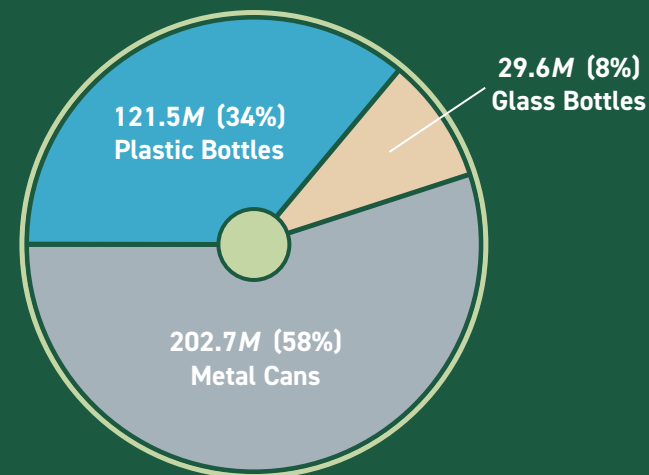
OBRC is a not-for-profit cooperative that receives no taxpayer funding from the State of Oregon.



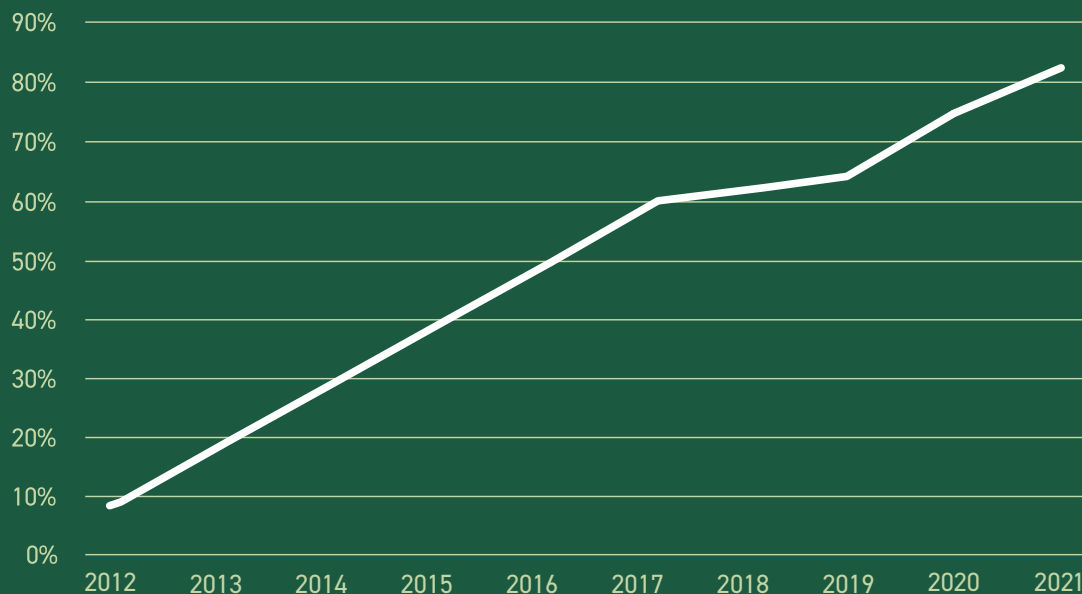
Quarterly Returns Through the BottleDrop Network

Containers Redeemed Q4	353.8M
Redeemed per Resident	82
Green & Blue Bags Processed	2.5M

Return Volume by Container Type



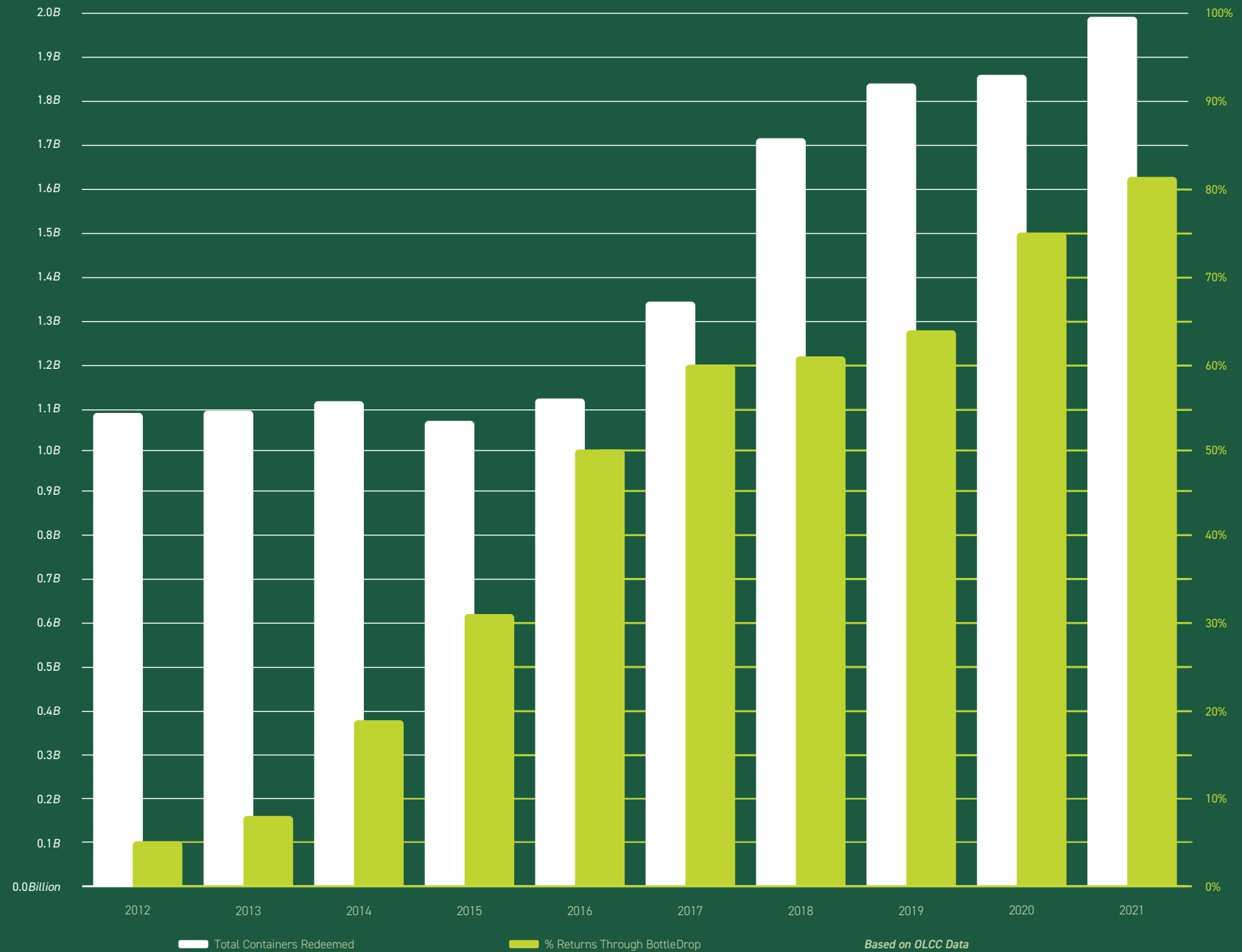
% Returns Through BottleDrop



Q4 2021 - During the quarter, 77% of containers were returned through the BottleDrop network, which includes Redemption Centers and Green Bag drop locations, while 23% were returned at retail stores. For the year, 81.4% of containers have been returned through our network as the popularity of BottleDrop's Green Bag program continues to grow.




Container Return Volume Year-Over-Year





Q4 Return Volume by Redemption Center & Material





BottleDrop Accounts

<i>New accounts added daily</i> (avg)	325
Q4 New Accounts	29,939
Bend	727
Eugene	2,778
Hermiston	792
Medford	1,375
Portland	9,982
Online	14,105
Give Nonprofits	180
Total BottleDrop Accounts	810,034



We have 27% more total accounts at the end of Q4 2021 than we had at the end of Q4 2020 (635,983).



Quarterly Report



BottleDrop Give

Total Nonprofit Fundraisers	4,733
Q4 New Give Accounts	180
Total Raised in Q4	\$1,162,309
Total Raised All-Time	\$17,256,033

Holiday Give 2021

We hosted our fifth annual Holiday Give campaign during Q4, which included a 20% match on funds raised as well as a social media contest. More than 650 nonprofits participated this year, returning over 18,000 Blue Bags and generating 145 online donations during the 2-week match period. Including our contributions, we helped Oregon nonprofits raise nearly \$170,000 during our most successful Holiday Give yet.



BottleDrop Refillable Program

Refillable Bottles in Rotation	2,095,521
--------------------------------	-----------

Beer, cider, and wine choices available in Refillable Bottles	104
---	-----

Producers Using Refillables	9
-----------------------------	---

Ale Apothecary, Bayern Brewery, Buoy Beer, Coopers Hall, Double Mountain, Gigantic, Pierce Wines, Roeder Apfelwein, Walkabout Brewing

Statewide Refillable Programs in US	1
-------------------------------------	---

A Great Way to Enjoy Oregon's Craft Beverages

During the last quarter of the year, the Refillable program worked to strengthen and streamline its processes and operations to ready itself for the new year. We continued working with our partners to ensure we're providing the top-notch quality refillable containers they need to harness the taste of their beverages - be it beer, cider, or wine. We're excited to continue growing and improving the program throughout 2022, but cheers to the last quarter of 2021!



ORPET

PET Processing - St. Helens, OR

Plastic Bottles Returned	154.6M
--------------------------	--------

Pounds of PET Flake Processed	7.8M
-------------------------------	------

PET flake processed at ORPET is used to make new plastic bottles and other plastic materials that offset virgin plastic.





Quarterly Report

info@obrc.com