



Quarterly Report



All the while, the BottleDrop network continued to expand. Five additional bag drop locations were deployed in Q2, including coastal Lane County's first drop location at the Florence Fred Meyer. And the BottleDrop network continued to serve Oregonians by fielding the vast majority of container redemptions in Q2, with return-to-retail suspended in much of Oregon throughout the quarter.

Q2 - 2021

Oregon Beverage Recycling Cooperative

Q2 2021 was marked by milestones. The Bottle Bill's 50th Anniversary celebration kicked off in April with an Oregon Historical Society forum, and the Oregon Legislature formally celebrated the 50th Anniversary through passage of HCR 24, which affirmed five decades of success and the Legislature's continued commitment to the Bottle Bill. BottleDrop Give helped raise over \$120,000 for hundreds of nonprofits across Oregon through a first ever Earth Week Give match campaign, and BottleDrop's Refillable Bottle program (the only statewide program of its type) celebrated its third anniversary in June.

OBRC also continued its work to inspire change beyond Oregon's borders, holding a bagged/bulk recycling demonstration with the City and County of San Francisco, showing technological innovations like the mobile app and OBRC's rapid image container counting technology, the Smart Count AISM, to local leaders working to modernize their container redemption system.



OBRC Network at a Glance

Serving Industry & the Environment

Members & Participants	254
Employees in Oregon	503
Processing Plants	5
Clackamas, Eugene, Medford, Pendleton, Redmond	
Redemption Centers	25
BottleDrop Express Sites	9
Dealer Redemption Centers	41
Retail Return Sites Served Q2	1,792
Reverse Vending Machines	702

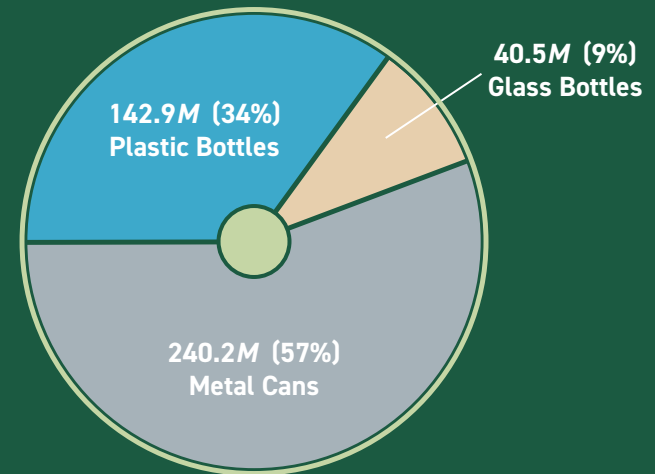
OBRC is a not-for-profit cooperative that receives no taxpayer funding from the State of Oregon.



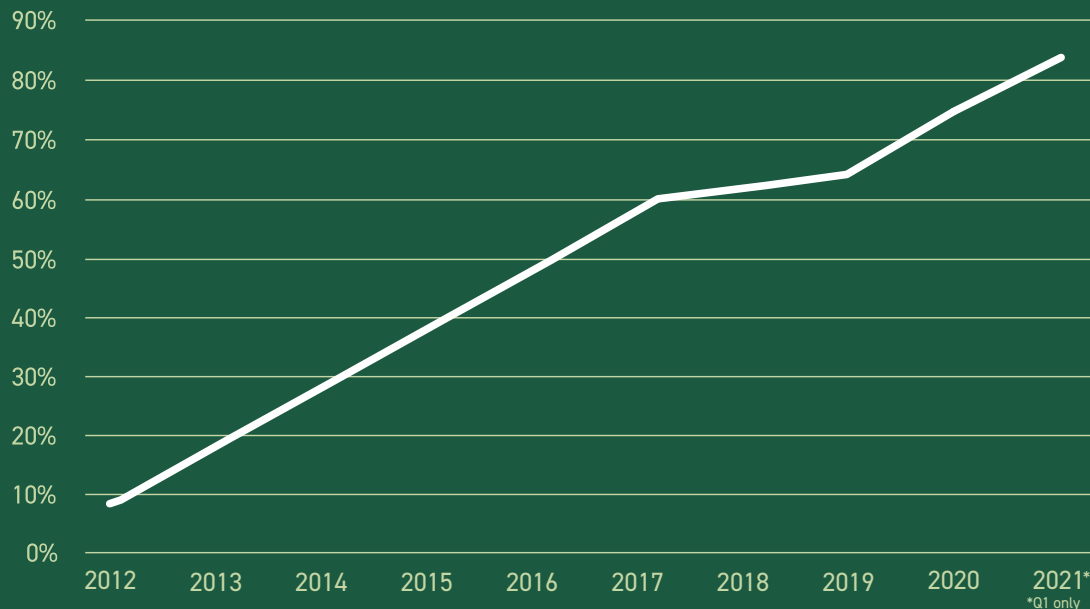
Quarterly Returns Through the BottleDrop Network

Containers Redeemed Q2	423.6M
Redeemed per Resident	99
Green & Blue Bags Processed	2.9M

Return Volume by Container Type



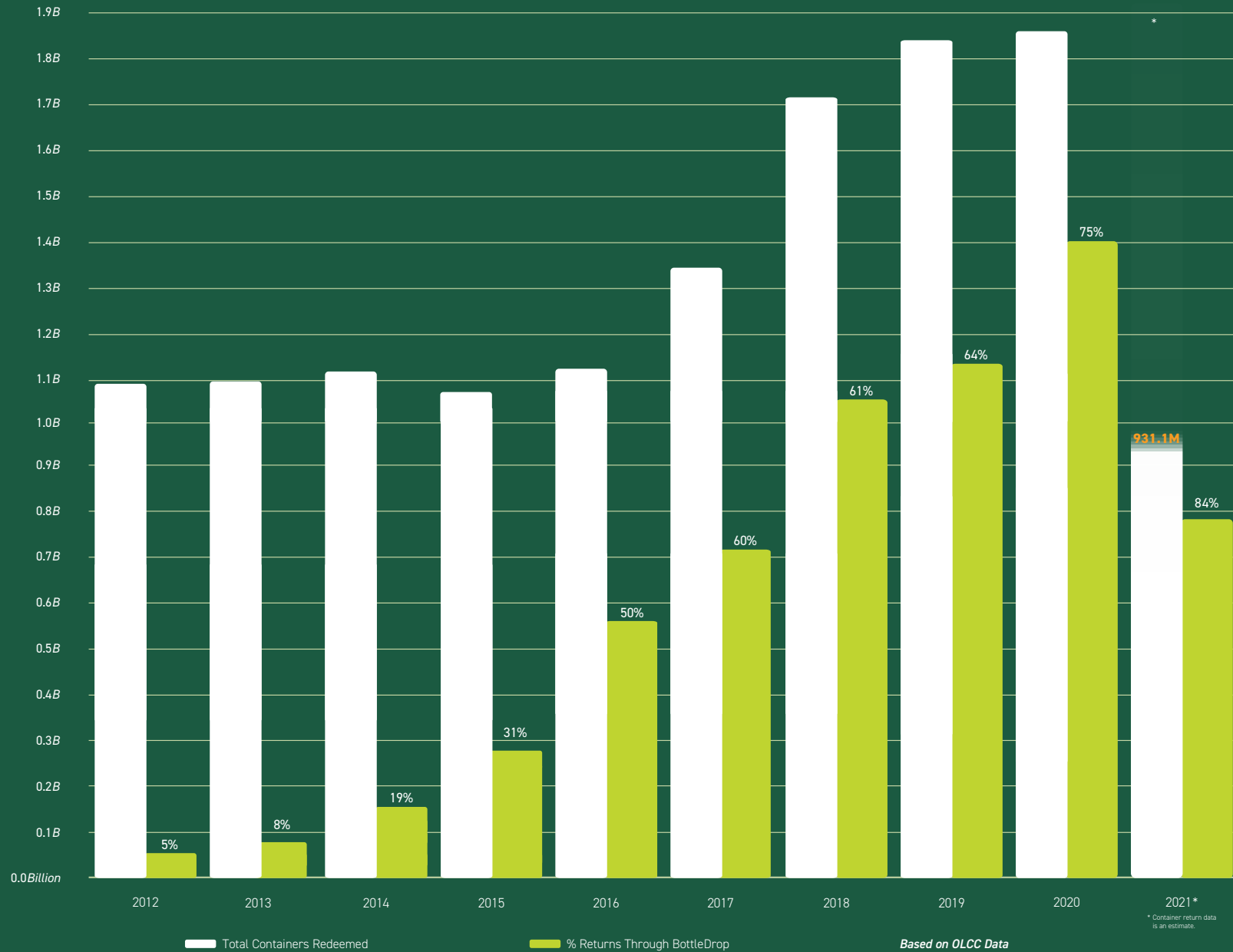
% Returns Through BottleDrop



Q2 2021 - During the quarter, 83.6% of containers were returned through the BottleDrop network, which includes Redemption Centers and Green Bag drop locations, while 16.4% were returned at retail stores. This remains above 2020's average of 75.3% and continues to show the popularity of BottleDrop's Green Bag program.




Container Return Volume Year-Over-Year





Q2 Return Volume by Redemption Center & Material





BottleDrop Accounts

<i>New accounts added daily (avg)</i>	521
Q2 New Accounts	47,938
Bend	901
Eugene	4,668
Hermiston	1,093
Medford	2,440
Portland	15,673
Online	23,114
Give Nonprofits	174
Total BottleDrop Accounts	731,097



We have nearly 41% more total accounts at the end of Q2 2021 than we had at the end of Q2 2020 (518,040).



Quarterly Report



BottleDrop Give

Total Nonprofit Fundraisers	4,361
Q2 New Give Accounts	174
Total Raised in Q2	\$1,401,599
Total Raised All Time	\$14,613,239

Earth Week Give

During Q2, we hosted Earth Week Give for the first time, which included a 20% match on funds raised as well as a special Earth Day video contest on social media. A total of 461 nonprofits registered for this campaign, dropping over 14,000 Blue Bags and receiving 76 online donations over the 10 day match. Five lucky winners each received a \$200 prize for their videos celebrating Oregon's Bottle Bill. In total, nearly \$122,000 was raised for Oregon nonprofits including our match and prize funds.



BottleDrop Refillable Program

Refillable Bottles in Rotation	1,979,847
--------------------------------	-----------

Beer, cider, and wine choices available in Refillable Bottles	112
---------------------------------------------------------------	-----

Producers Using Refillables	10
-----------------------------	----

Ale Apothecary, Bayern Brewery, Buoy Beer, Coopers Hall Winery, Double Mountain, Gigantic, Oregon Trail Brewery, Pierce Wines, Röder Apfelwein, Wild River Brewing

Statewide Refillable Programs in US	1
-------------------------------------	---

A Great Way to Enjoy Oregon's Craft Beverages

In Q2, we built out a label curing and removal station to perform label tests in-house. We are working with international label companies to design a 100% post-consumer waste label that is currently in the early testing phase. Additionally, we are working with industry partners on a refillable wine bottle pilot project for which we are gathering data and analyzing several logistical components.



ORPET

PET Processing - St. Helens, OR

Plastic Bottles Returned	171.3M
--------------------------	--------

Lbs. of PET Flake Processed	8.3M
-----------------------------	------

PET flake processed at ORPET is used to make new plastic bottles and other plastic materials that offset virgin plastic.





Quarterly Report

info@obrc.com