



Quarterly Report



Q3 - 2020

Oregon Beverage Recycling Cooperative

If 2020 has taught us anything, it's that all plans require flexibility, which we saw in Q3. While we moved into our new Clackamas HQ with COVID-19 precautions in effect, nearby wildfires caused us to evacuate and temporarily close a Redemption Center to ensure everyone's safety.

Yet amid the challenges and ever-changing uncertainty, our customers' patience and employees' hard work helped us navigate lingering retail closures and a record-breaking summer in terms of both containers and bags being returned and processed.

Some of the accomplishments from Q3:

- Through our Community Donation Fund, we collected and donated \$60,000 to eight nonprofits around Oregon that support firefighters and community relief.
- Using BottleDrop Give, Oregon nonprofits raised over \$1.11 Million, which is the first quarter over \$1 Million.
- Processed an average of 27,003 Green and Blue Bags daily while adding nearly 75,000 new Green Bag accounts in Q3.





Quarterly Report



OBRC Facts

Redeemables: Aluminum, Glass, Plastic

Containers Processed ~1.84B (2019)

Redemption Centers	25
BottleDrop Express Sites	18
Dealer Redemption Centers	16
Retail Return Sites Served	2,123
Reverse Vending Machines	714
Employees in Oregon	537
Members & Participants	227
Processing Plants	5

Portland, Eugene, Medford,
Pendleton, Redmond

Operating Budget (2019) ~\$44.3M

OBRC is a not-for-profit cooperative that does not receive funding from the State of Oregon and uses ZERO (\$0) Oregon taxpayer dollars.



Quarterly Report

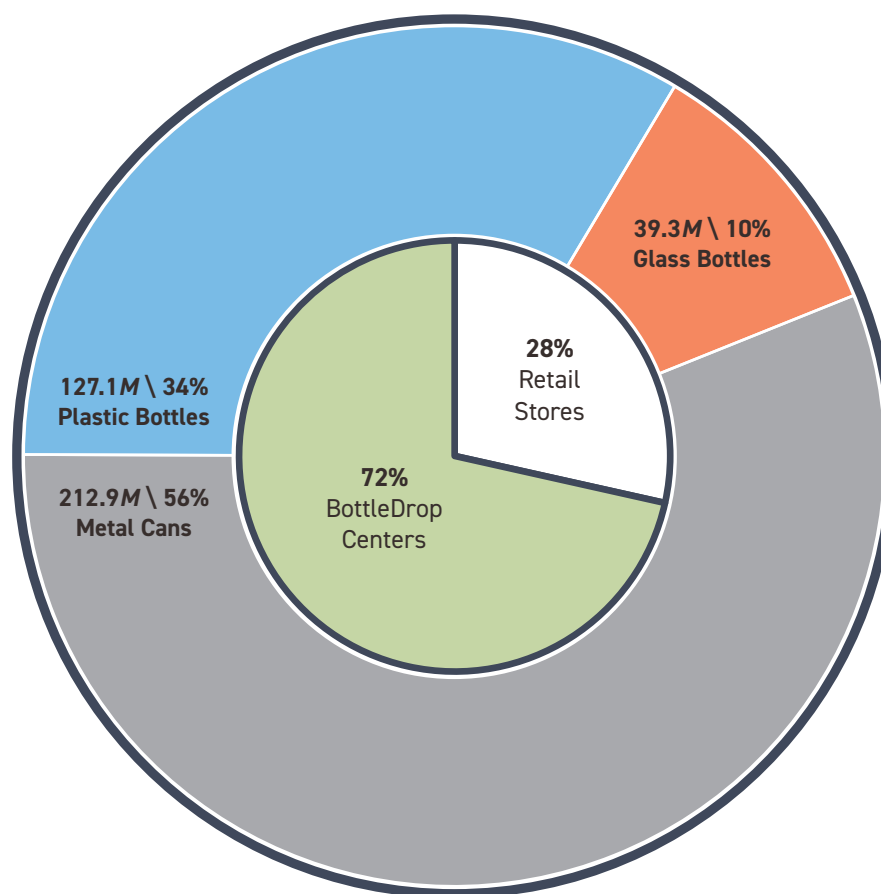


Return Volume by Container Type (Q3 2020) + Return Location (Q3 2020)

BottleDrop Center Returns

Containers Redeemed Q3	379.3M
Redeemed per Day	4.12M
Redeemed per Resident	88
Green & Blue Bags Processed	2.48M

We processed an average of 27,003 Green and Blue Bags daily throughout Q3, which is ~30% more per day than last quarter (Q2 2020).

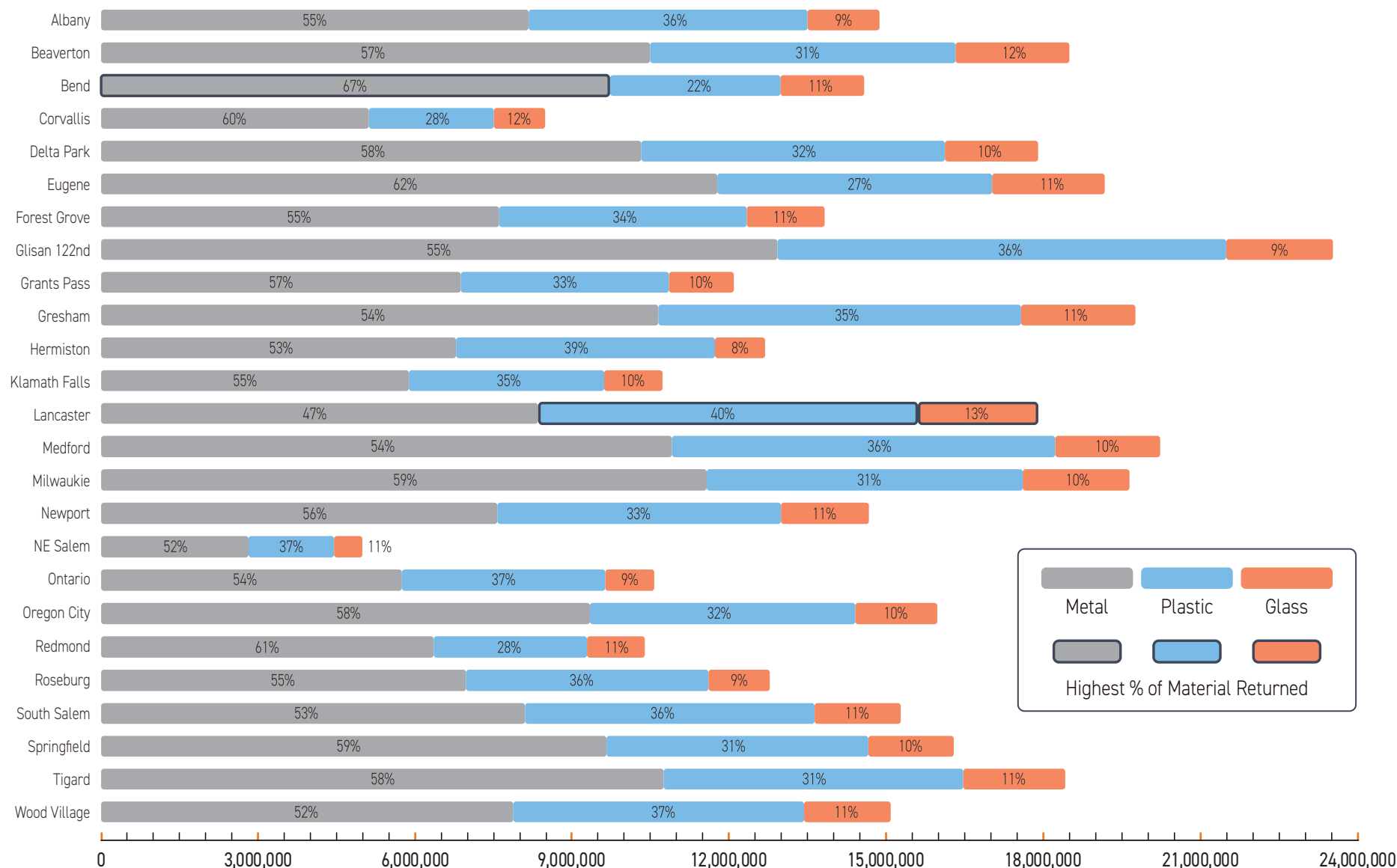




Quarterly Report



Q3 Return Volume by Redemption Center + Material

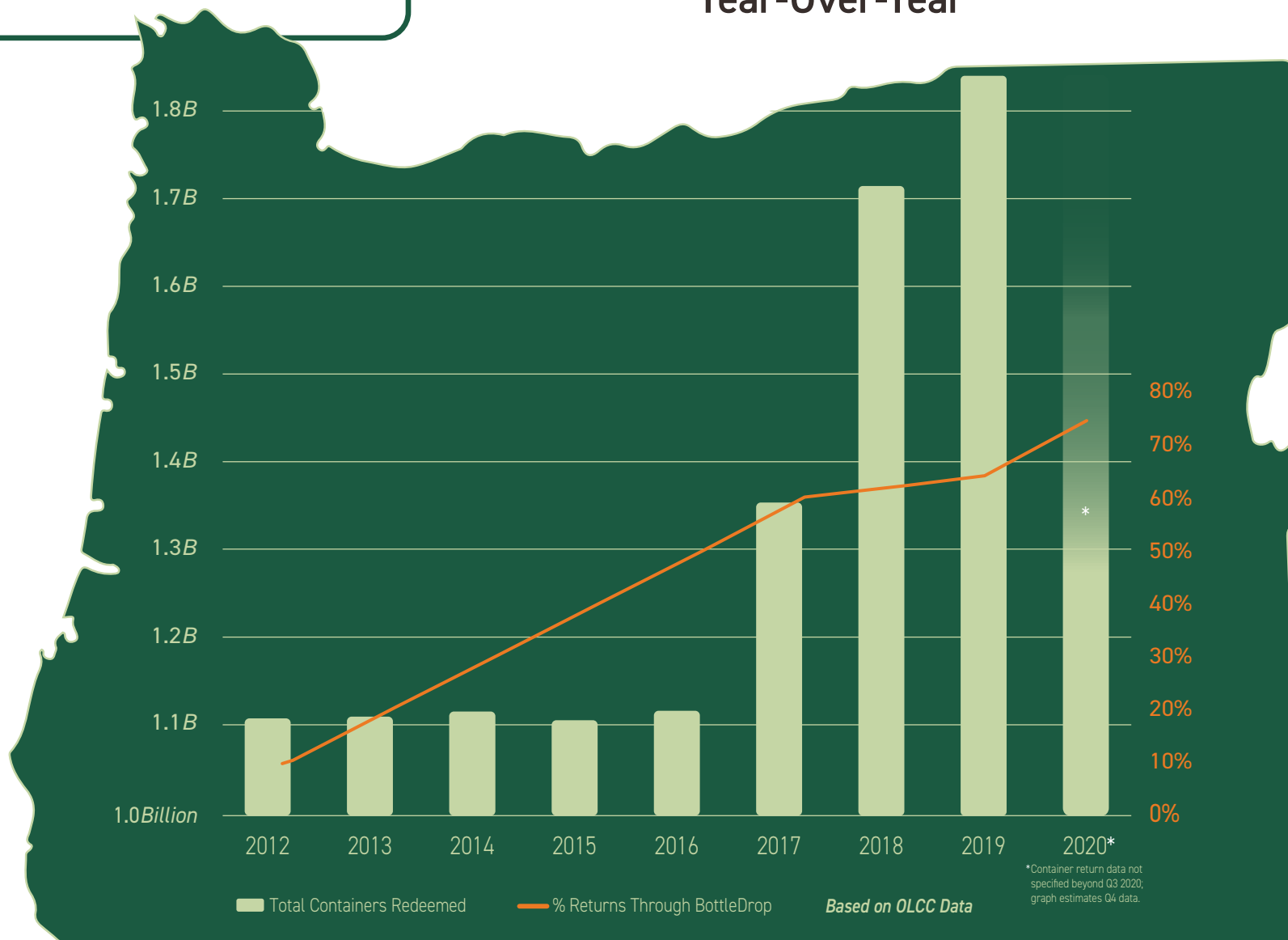




Quarterly Report



Container Return Volume Year-Over-Year



2020: from Jan 1 - Sep 30, BottleDrop and BottleDrop Express took in 73.7% of all container returns across Oregon.



Quarterly Report



BottleDrop Accounts

<i>New accounts added daily (avg)</i>	814
Q3 New Accounts	74,933
Bend	1,904
Eugene	5,863
Hermiston	1,437
Medford	3,439
Portland	21,494
Website	40,534
Total BottleDrop Accounts	592,973



We added 127% more new accounts in Q3 2020 than we added in Q3 2019 (32,967).



BottleDrop Give

Total Nonprofit Fundraisers	3,828
Q3 New Give Accounts	175
Total Raised in Q3	\$1,121,548
Total Raised All Time	\$11,068,868

Featured Fundraiser: Albany Fire Fighters Community Assistance Fund

Wildfires devastated communities across Oregon during Q3. We activated our Community Donation Fund to help support firefighters. A total of \$60,000 was collected and distributed to eight Give nonprofits in areas hit by fires. One of the organizations is the Albany Fire Fighters Community Assistance Fund, which helps with immediate community needs identified by the Albany Fire Department. This includes providing financial assistance and securing short-term accommodations for victims of fires. Additionally, they support their community with a free bicycle helmet program and water safety vest loan program at Albany Fire Stations.



BottleDrop Refillable Bottles

Refillable Bottles in Rotation	1,029,595
--------------------------------	-----------

Beer, cider, and wine choices available in Refillable Bottles	91
---	----

Producers Using Refillable Bottles	11
------------------------------------	----

Ale Apothecary, Bayern Brewery, Buoy Beer, Coopers Hall Winery, Double Mountain, Gigantic, Pierce Wines, Oregon Trail Brewery, Röder Apfelwein, Wild River Brewing, Worthy Brewing

Statewide Refillable Programs in US	1
-------------------------------------	---

The Best Package for Oregon's Craft Beverages

In Q3, we added two partners - Oregon Trail Brewery and Röder Apfelwein - that will be using our Refillable bottle. Another partner, Double Mountain Brewery, expanded their options to include our 500 mL bottle and is our first partner to use both sustainable bottle sizes! As of this quarter, over 90 beverage varieties are available in Refillable bottles, which continues to grow. We also approved a new label material in Q3 that works well for bottling and, more importantly, will make label removal and the bottle washing process more efficacious on the back end, which aids our efforts to reduce energy and resource consumption with our Refillable bottles.



Quarterly Report



ORPET - Plastic Recycling

ORPET Facility - St. Helens, OR

Plastic Bottles Returned Q3	188.3M
-----------------------------	--------

Lbs. of PET Flake Processed Q3	8.3M
--------------------------------	------

School Buses Equiv. in lbs.	276
-----------------------------	-----

Cubic Ft. of PET Flake	341,075
------------------------	---------

School Buses Equiv. in Cubic Ft.	107
----------------------------------	-----





Quarterly Report



Questions?

503-542-5252

info@obrc.com