



Quarterly Report



Q2 - 2020

Extraordinary times call for extraordinary effort and leadership. With an ongoing global pandemic, this quarter presented many challenges. OBRC met the challenge, and made Oregon the only state to continue operating its bottle deposit and return program through the onset of the COVID-19 pandemic.

A few highlights of what we accomplished in Q2:

- OBRC operated an emergency bottle return operation at the Portland Plant, which at its peak returned \$17,500 per day back into the hands of Oregon residents in need.
- Redeployed resources from servicing retailers to staffing Redemption Centers to keep them open, while closely following guidance of state and local health officials to ensure the safety of our staff and our customers.
- Harnessed the power of our customers to raise \$200,000 in community donations for Oregon Food Bank.
- Added just under 84,000 new accounts and processed an average of 22,000 Green Bags each day. We also hit a milestone of over half a million total accounts.





Quarterly Report



OBRC Facts

Redeemables: Aluminum, Glass, Plastic

Containers Processed ~1.84B (2019)

Redemption Centers	25
BottleDrop Express Sites	21
Dealer Redemption Centers	9
Retail Return Sites Served	1,838
Reverse Vending Machines	716
Employees in Oregon	526
Members & Participants	224
Processing Plants	5

Portland, Eugene, Medford,
Pendleton, Redmond

Operating Budget (2019) ~\$44.3M

OBRC is a not-for-profit cooperative that does not receive funding from the State of Oregon and uses ZERO (\$0) Oregon taxpayer dollars.



Quarterly Report

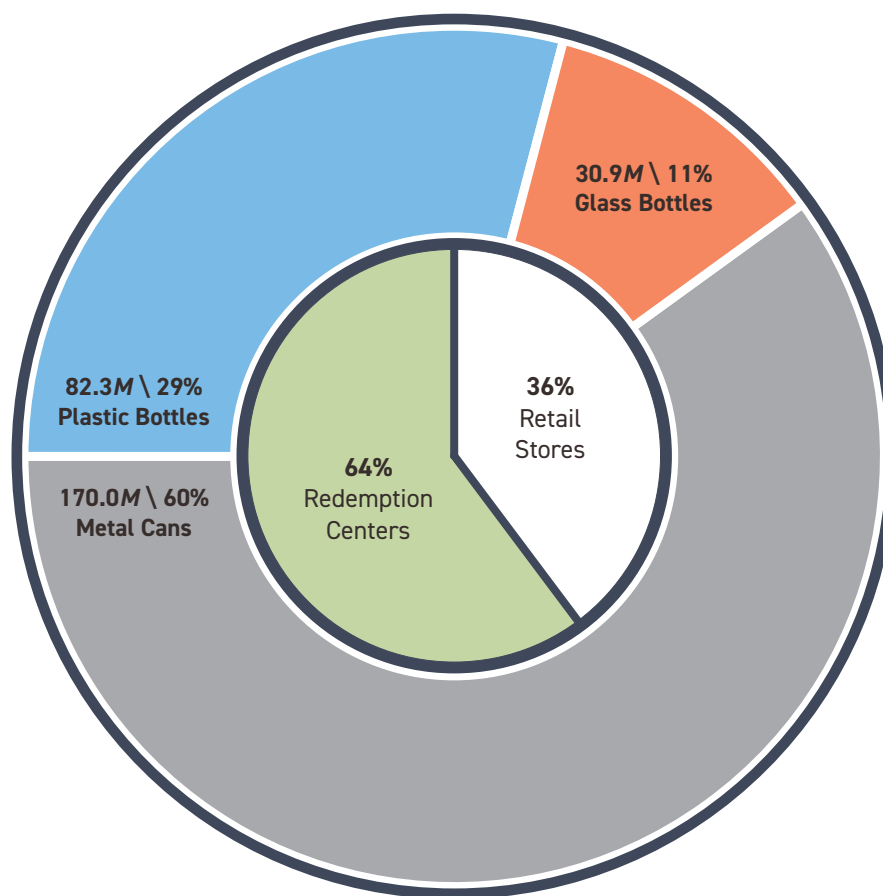


Return Volume by Container Type (Q2 2020) + Return Location (2019)

BottleDrop Center Returns

Containers Redeemed Q2	283.2M
Redeemed per Hour Open	315,000
Redeemed per Day	3.15M
Redeemed per Resident Q2	66

We processed an average of 22,078 Green Bags daily throughout Q2, which is by far our busiest quarter ever.

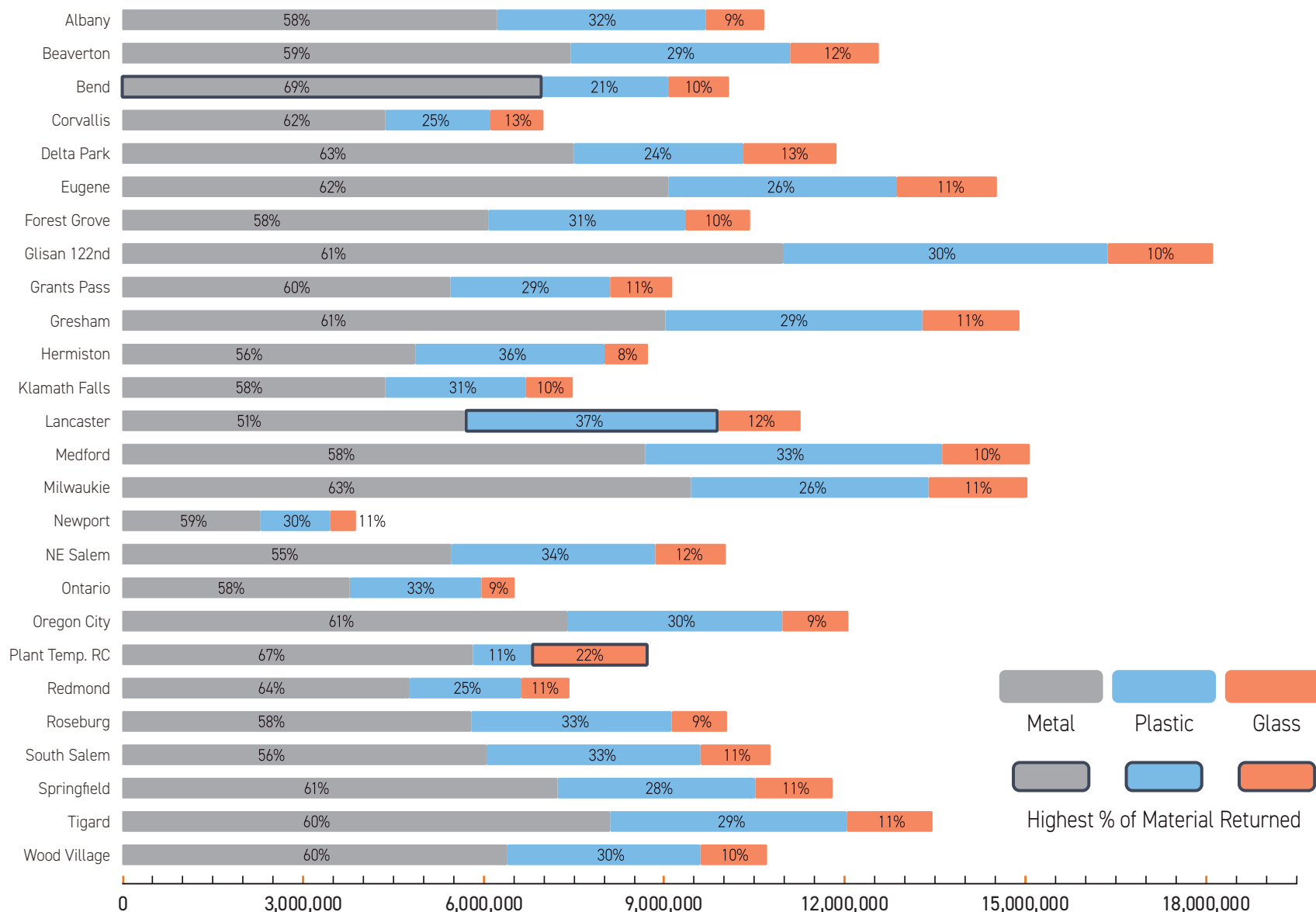




Quarterly Report



Q2 Return Volume by Redemption Center + Material

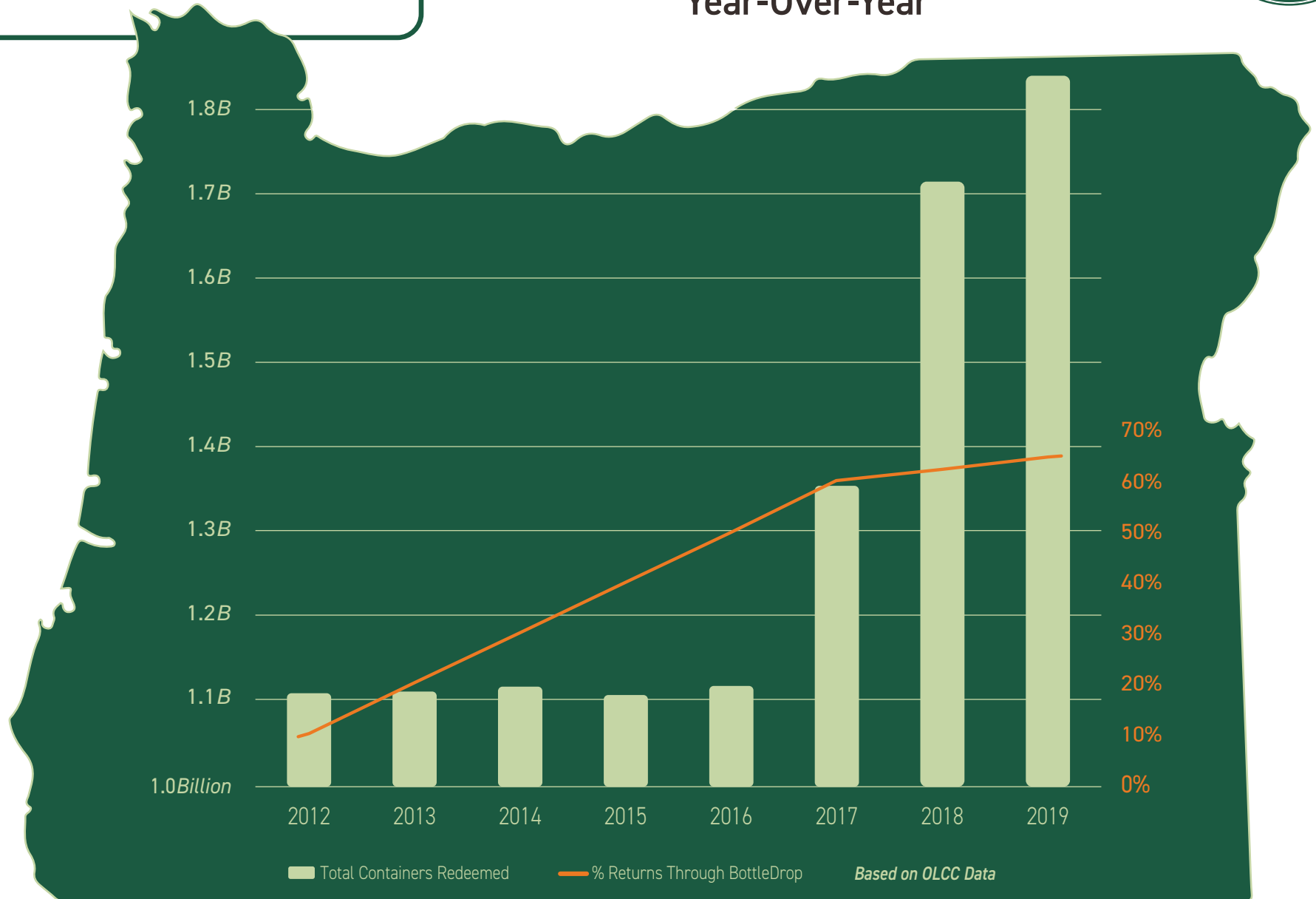




Quarterly Report



Container Return Volume Year-Over-Year





Quarterly Report



BottleDrop Accounts

<i>New accounts added daily (avg)</i>	929
Q2 New Accounts	83,632
Bend	1,338
Eugene	5,986
Hermiston	1,795
Medford	3,416
Portland	23,701
Website	47,232
Total BottleDrop Accounts	518,040





Quarterly Report



BottleDrop Give

Total Nonprofit Fundraisers	3,653
Q2 New Give Accounts	229
Total Raised in Q2	\$727,150
Total Raised All Time	\$9,947,320

Featured Fundraiser: Oregon Food Bank

Oregon Food Bank (OFB) distributes food through a statewide network of 21 regional food banks and approximately 1,400 food assistance sites. More than 860,000 people rely on OFB each year, and in times of crisis, that number grows. In April and May, BottleDrop customers donated \$175,000 in container deposits, and OBRC donated an additional \$25,000 for a total contribution of \$200,000 to benefit OFB.



Quarterly Report



BottleDrop Refillable Bottles

Refillable Bottles in Rotation	599,782
--------------------------------	---------

Beer, cider, and wine choices available in Refillable Bottles	74
---	----

Producers Using Refillable Bottles	12
------------------------------------	----

Ale Apothecary, Bayern Brewery, Buoy Beer, Cider Riot!, Cooper's Hall Winery, Double Mountain, Gigantic, Pierce Wines, Rev. Nat's, Wild Ride Brewing, Wild River Brewing, Worthy Brewing

Statewide Refillable Programs in US	1
-------------------------------------	---

The Best Package for Oregon's Craft Beverages

BottleDrop Refillables celebrated its second anniversary and has nearly 600,000 bottles in circulation throughout Oregon. Program partners keep expanding the array of options in Refillable bottles, and between our 12 program partners, more than 90 unique varieties of beer, wine, and cider have been packaged in our bottles with more on the horizon. The program and its operations continue to gain interest from around the world as beverage makers seek to meet consumer demand for more sustainable packaging.



Quarterly Report



BottleDrop Plastics

ORPET Facility - St. Helens, OR

Plastic Bottles Returned	105.6M
Lbs. of PET Flake Processed	7.7M
School Buses Equiv. in lbs.	256
Cubic Ft. of PET Flake	316,592
School Buses Equiv. in Cubic Ft.	99





Quarterly Report



Questions? We're here for you.

503-542-5252

info@obrc.com