



## Quarterly Report



### Q1 - 2020

The first quarter of 2020 saw big changes to the BottleDrop system – both planned and unexpected. Planned changes included the launch of two Dealer Redemption Centers: one at the Jefferson Safeway and one at Fred Meyer Stadium. These are the first of their kind under a new law that took effect on January 1st, and more sites are expected to open in the near future.

Then came the unexpected - COVID-19, and OLCC's temporary suspension of enforcement of retailer returns. Without access to most retail returns, people relied more on BottleDrop, which remained open. While lines were long, OBRC staff worked hard to make sure every person could return containers, and every green bag was counted.

OBRC's response to COVID-19 reflected our commitment to safety for our staff and our customers and to providing access to refunds. OBRC quickly acted on the guidance of local, state, and federal health officials to implement proper safety measures across all operations. All 25 Redemption Centers remained open, with support of staff from other departments. Q1 response also included preparations for the opening of an emergency return site at the OBRC headquarters (opened in Q2).

Redemption Centers experienced dramatic changes and the number of new accounts increased greatly. Although total return volume was down compared to Q4 2019, Q1 2020 produced a return of 249.6 million containers, an increase over Q1 2019's return of 237.2 million containers.





## Quarterly Report



### OBRC Facts

*Redeemables: Aluminum, Glass, Plastic*

Containers Processed ~1.84B (2019)

Redemption Centers	25
--------------------	----

BottleDrop Express Sites	28
--------------------------	----

Dealer Redemption Centers	2
---------------------------	---

Retail Return Sites Served	2,220
----------------------------	-------

Reverse Vending Machines	704
--------------------------	-----

Employees in Oregon	445
---------------------	-----

Members & Participants	216
------------------------	-----

Processing Plants	5
-------------------	---

Portland, Eugene, Medford,  
Pendleton, Redmond

Operating Budget (2019)	~\$44.3M
-------------------------	----------

OBRC is a not-for-profit cooperative that does not receive funding from the State of Oregon and uses ZERO (\$0) Oregon taxpayer dollars.



## Quarterly Report

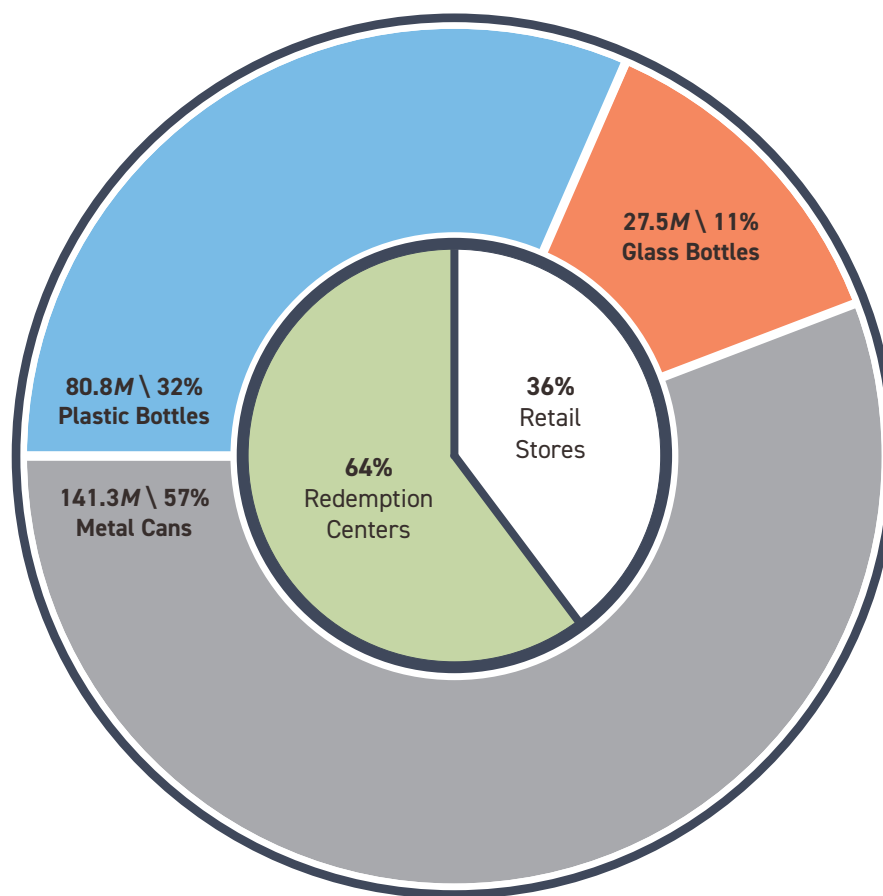


### Return Volume by Container Type (Q1) + Return Location (2019)

#### BottleDrop Center Returns

Containers Redeemed Q1	249.6M
Redeemed per Hour Open	277,368
Redeemed per Day	2.77M
Redeemed per Resident Q1	58

In Q1 2020, an average of 58 containers were returned per Oregon resident. Additionally, we processed ~13,800 Green Bags every day.

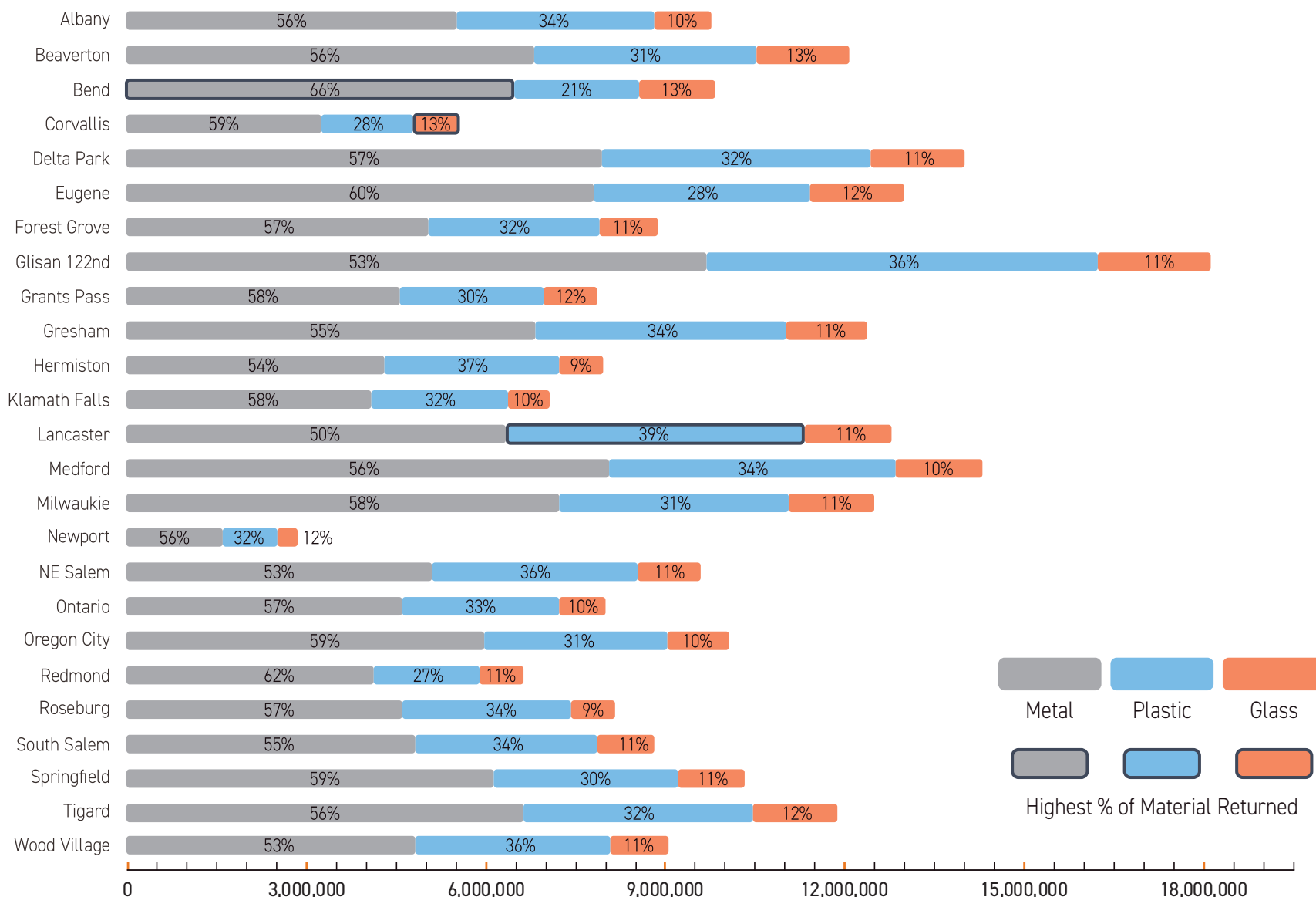




# Quarterly Report



## Return Volume by Redemption Center + Material

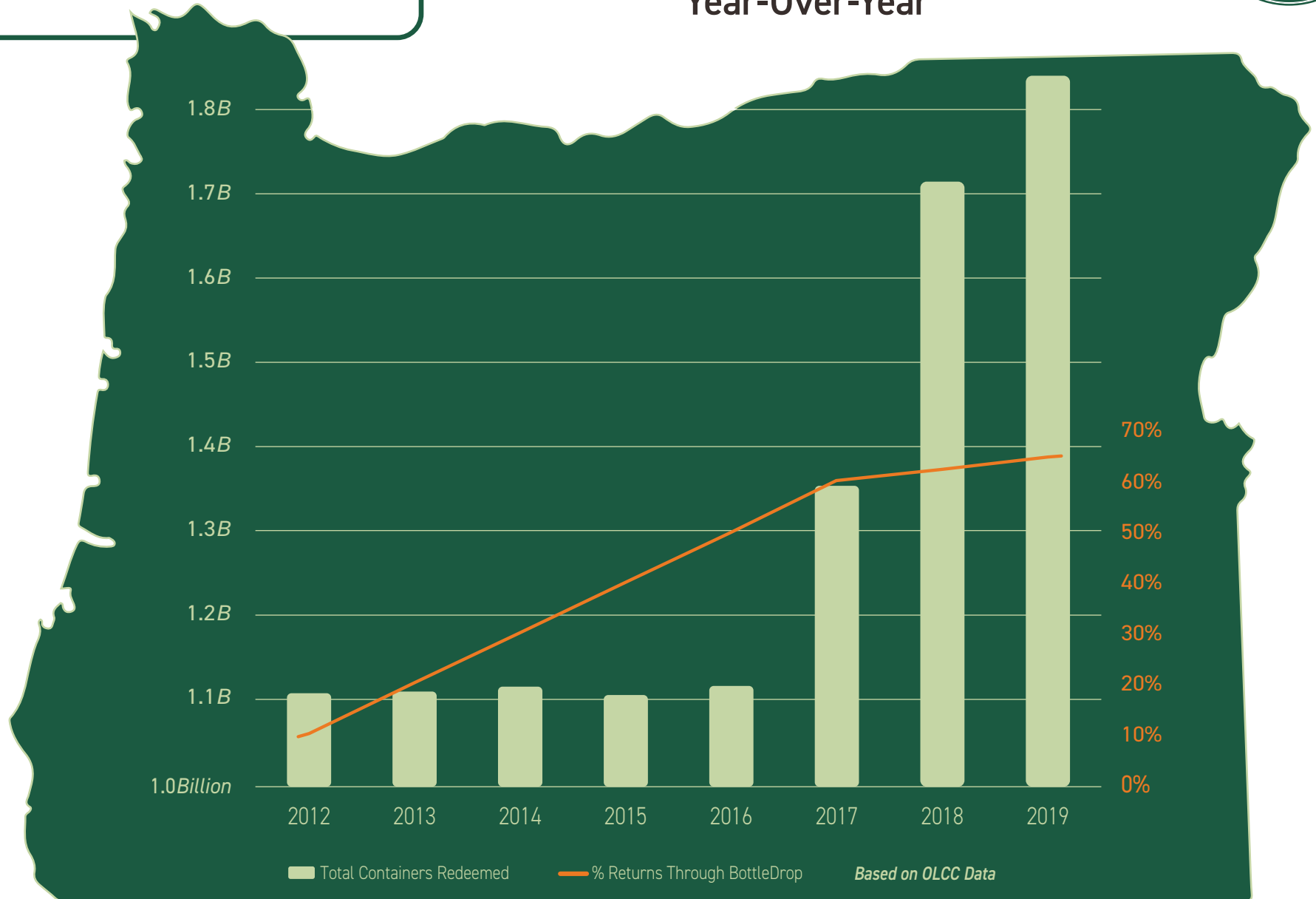




# Quarterly Report



## Container Return Volume Year-Over-Year







# Quarterly Report



## BottleDrop Accounts

*We added 293 new accounts daily.*

Q1 New Accounts	26,318
Bend	683
Eugene	2,255
Hermiston	751
Medford	1,412
Portland	9,017
Website	11,986
Total BottleDrop Accounts	434,324





## Quarterly Report



### BottleDrop Give

Total Nonprofit Fundraisers*	3,424
Q1 New Give Accounts	214
Total Raised in Q1	\$549,450
Total Raised All Time	\$9,220,170

#### **Featured Fundraiser: Girl Scout Troop # 45703**

Girl Scout Troop # 45703 has been a BottleDrop Give fundraiser since 2018. They've raised over \$7,000 with BottleDrop to support Girl Scout travel activities. "The money covers fees some girls wouldn't be able to afford. It's a huge equalizer in ensuring all of the troop gets the opportunity to participate in travel and local events." They've also been able to teach the girls in their troop about the importance of redeeming containers for recycling and reducing litter.

\* As of Q1 2020, total includes nonprofits who use our high-volume container returns and our Give program.



## Quarterly Report



### ***The Most Sustainable Choice in the Beverage Aisle***

BottleDrop Refillables growth continues and has a total of 12 partnered producers, 2 of which are wineries. Between these brands, a total of 62 different beverage choices, including craft beer, cider, and wine, are available in our bottles. Additionally, Refillable bottles' environmental impact continues to be stronger than originally thought. Recent reports show that refillable bottles have 95% less of a carbon footprint compared to single-use, 12 ounce bottles. Additionally, a study in Canada estimates that washing one ton of refillable bottles uses 92% less energy than what's needed to manufacture one ton of new glass bottles, so cheers to great taste and less waste!

## BottleDrop Refillable Bottles

---

Refillable Bottles in Circulation	598,521
-----------------------------------	---------

---

Green Bag Accounts Returning Refillable Bottles	3,407
---	-------

---

Producers Using Refillables	12
-----------------------------	----

---

Ale Apothecary, Bayern Brewery, Buoy Beer, Cider Riot!, Cooper's Hall Winery, Double Mountain, Gigantic, Pierce Wines, Rev. Nat's, Wild Ride Brewing, Wild River Brewing, Worthy Brewing

---

Statewide Refillable Programs in US	1
-------------------------------------	---

---





# Quarterly Report



## BottleDrop Plastics

*ORPET Facility - St. Helens, OR*

Plastic Bottles Returned	122.8M
Lbs. of PET Flake Processed	7.9M
School Buses Equiv. in lbs.	263
Cubic Ft. of PET Flake	324,491
School Buses Equiv. in Cubic Ft.	102





## Quarterly Report



**Questions? We're here for you.**

**503-542-5252**

**[info@obrc.com](mailto:info@obrc.com)**