

Q3 - 2019



Summer is the busiest season for the BottleDrop program – and Q3 proved to be the busiest season to date. Return rates were 5% higher for Q3 2019 than they were for Q3 2018.

Green Bag drops grew by over 7%, which is equivalent to an additional 1,000+ Green Bags dropped every day. OBRC proudly supported the growth in BottleDrop services through the implementation of new systems and technologies. This helped ensure that our retail partners got timely service, machinery was operating at its maximum potential, and customers received support quickly.

In the area of stewardship, BottleDrop Give generated over \$500,000 in donations to non-profit organizations across the State of Oregon – the most generated in one quarter in the program's history. The BottleDrop Refillables program added cider and wine to the mix of offerings now available in the innovative Refillables bottle.



OBRC Facts

Redeemables: Aluminum, Glass, Plastic

Containers Processed ~1.72B (2018)

Redemption Centers	25
--------------------	----

Reverse Vending Machines	276
--------------------------	-----

BottleDrop Express Sites	28
--------------------------	----

Retail Drop Sites Served	2262
--------------------------	------

Reverse Vending Machines	429
--------------------------	-----

Employees in Oregon	450
---------------------	-----

Members & Participants	200
------------------------	-----

Processing Plants	5
-------------------	---

Portland, Eugene, Medford,
Pendleton, Redmond

Operating Budget (2018)	~\$43.4M
-------------------------	----------

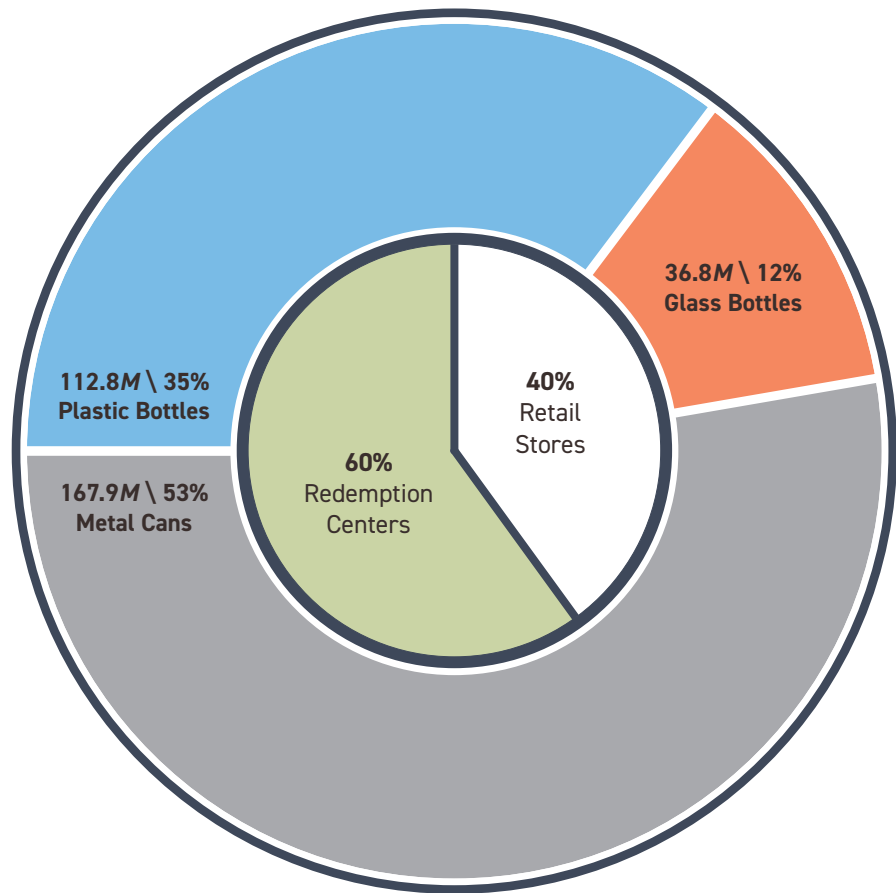
OBRC is a not-for-profit cooperative that does not receive funding from the State of Oregon and uses ZERO (\$0) Oregon taxpayer dollars.

Return Volume by Container Type (Q3) + Return Location (2018)

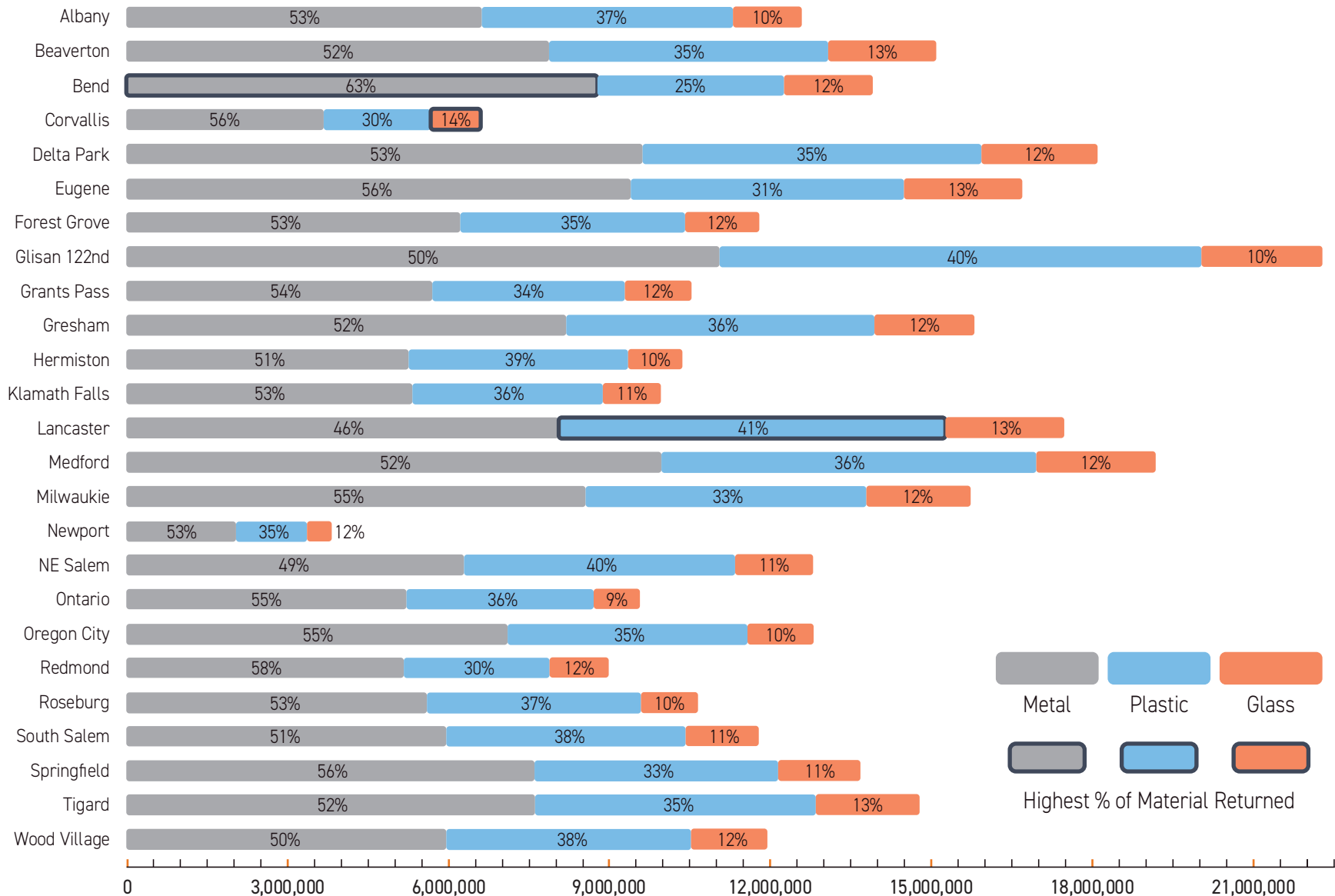
BottleDrop Center Returns

Containers Redeemed Q3	317.5M
Redeemed per Hour Open	320,711
Redeemed per Day	3.53M
Redeemed per Resident Q3	75

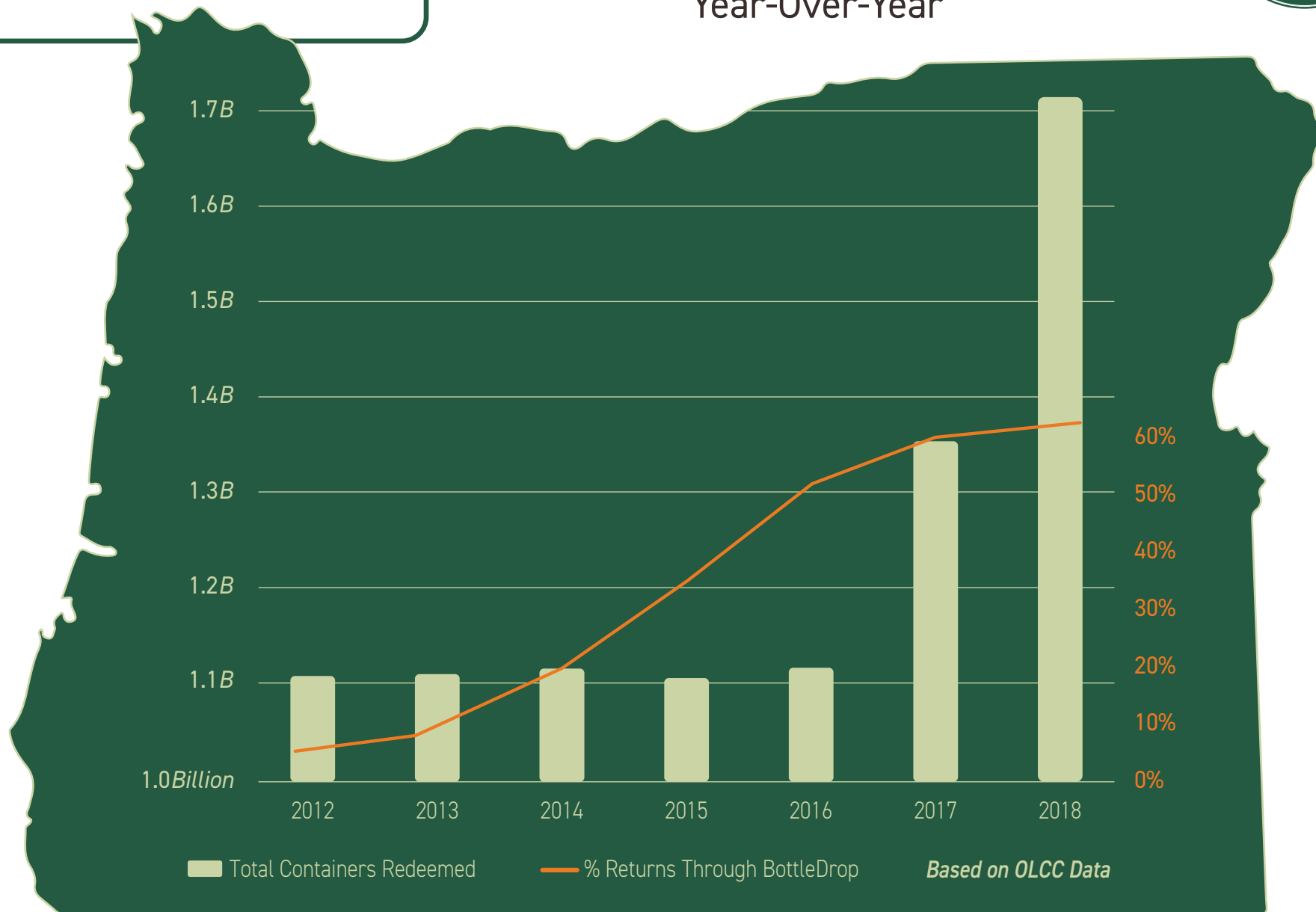
In Q3 2019, 75 containers were returned per Oregon resident, which is 4,236,400 people.



Return Volume by Redemption Center + Material



Container Return Volume Year-Over-Year






BottleDrop Accounts

We processed ~17,068 Green Bags daily

Q3 New Accounts	32,967
Bend	1,185
Eugene	3,936
Hermiston	952
Medford	2,002
Portland	12,381
Website	12,166
Total BottleDrop Accounts	382,884





BottleDrop Give

Fundraisers Registered	1,491
Total BottleDrop Give Accounts	1,960
Q3 New Give Accounts	345
Total Raised in Q3	\$516,982

FEATURED FUNDRAISER: Puplandia Dog Rescue

A nonprofit facilitating the rescue, rehabilitation, and rehoming of dogs while forming lasting partnerships with local rescues, shelters, veterinarians and businesses. Puplandia has partnered with BottleDrop for three years and is funded 100% through the generous giving of our donors, volunteers, and collection of cans and bottles. Yes, you heard that right! Cans and bottles are saving and improving the lives of many dogs cared for through Puplandia and its volunteers.



BottleDrop Refillable Bottles

Refillable Bottles in Circulation	558,751
-----------------------------------	---------

Producers Using Refillables	9
-----------------------------	---

Bayern Brewery, Buoy Beer, Cider Riot!, Cooper's Hall Winery, Double Mountain, Rock Bottom, Wild Ride

Statewide Refillable Programs in US	1
-------------------------------------	---

The Most Sustainable Choice in the Beverage Aisle

Both Gigantic Brewing and Worthy Brewing started packaging their beer in half liter BottleDrop Refillable bottles this quarter. Between the two breweries, they added an impressive 15 new SKUs to the Refillables lineup available at retail. Additionally, BottleDrop Refillables hosted the Oregon Brewers Fest annual Brewer's Dinner at Tom McCall park this summer. We had a great turnout and even had a special guest join us - Marco Farfan from the Portland Timbers. Refillables is rolling!



BottleDrop Plastics

ORPET Facility - St. Helens, OR

Plastic Bottles Returned	176.3M
Lbs. of PET Flake Processed	7.6M
School Buses Equiv. in lbs.	255
Cubic Ft. of PET Flake	314,405
School Buses Equiv. in Cubic Ft.	99





Quarterly
REPORT



Questions? We're here for you.

503-542-5252

info@obrc.com