

Q1 - 2019



In the first quarter of 2019, redemption rates climbed to over 90% as Oregonians continued to re-engage with the bottle deposit and return program. BottleDrop account sign-ups grew significantly, often surpassing 250 new accounts per day. The growth of accounts was supported by the growth in BottleDrop Express locations in Hillsboro. Meanwhile, the OBRC operations team prepared to handle sustained growth in BottleDrop accounts and redemption rates.

Also in Q1, with Oregon Community Foundation, BottleDrop Fund made its inaugural awards to conservation education. BottleDrop Refillables welcomed new beverage producers, and BottleDrop Give continued strong growth in the number of participating nonprofits and the amount of money collected through the program.



OBRC Facts

Redeemables: Aluminum, Glass, Plastic

Containers Processed ~1.72B (2018)

Redemption Centers	25
--------------------	----

Reverse Vending Machines	280
--------------------------	-----

BottleDrop Express Sites	22
--------------------------	----

Retail Drop Sites Served	2,230
--------------------------	-------

Reverse Vending Machines	423
--------------------------	-----

Employees in Oregon	434
---------------------	-----

Members & Participants	175
------------------------	-----

Processing Plants	5
-------------------	---

Portland, Eugene, Medford,
Pendleton, Redmond

Operating Budget (2018)	~\$43.4M
-------------------------	----------

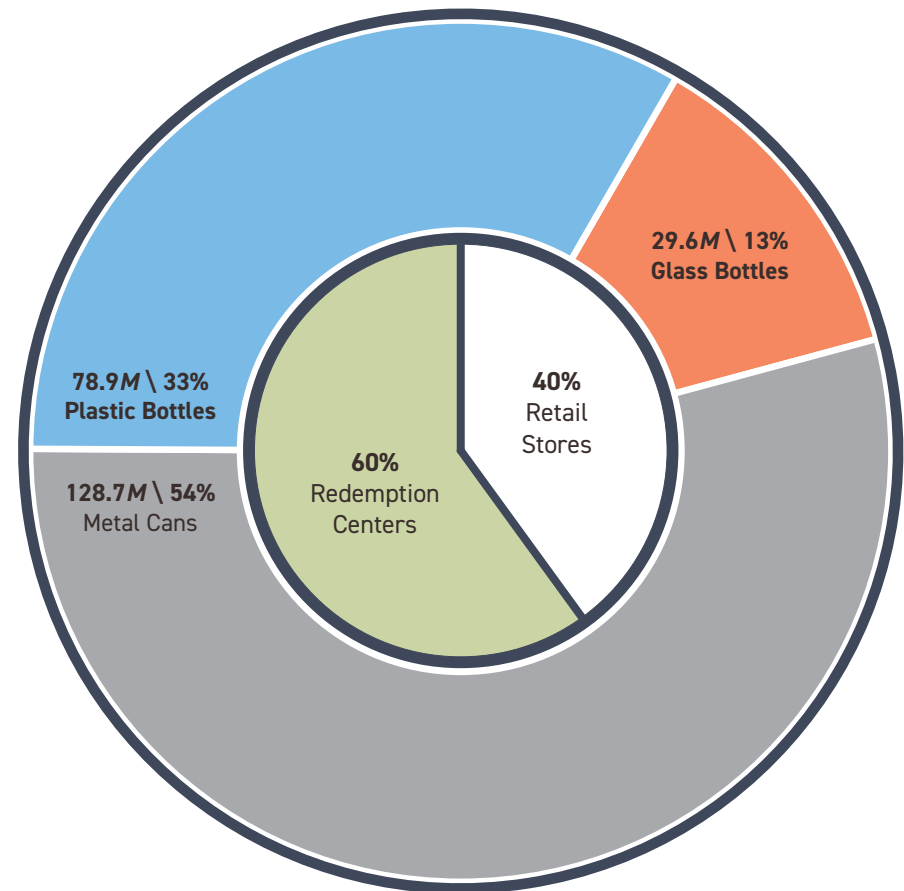
OBRC is a not-for-profit that does not receive funding from the State of Oregon and uses ZERO (\$0) Oregon taxpayer dollars.

Return Volume by Container Type (Q1) + Return Location (2018)

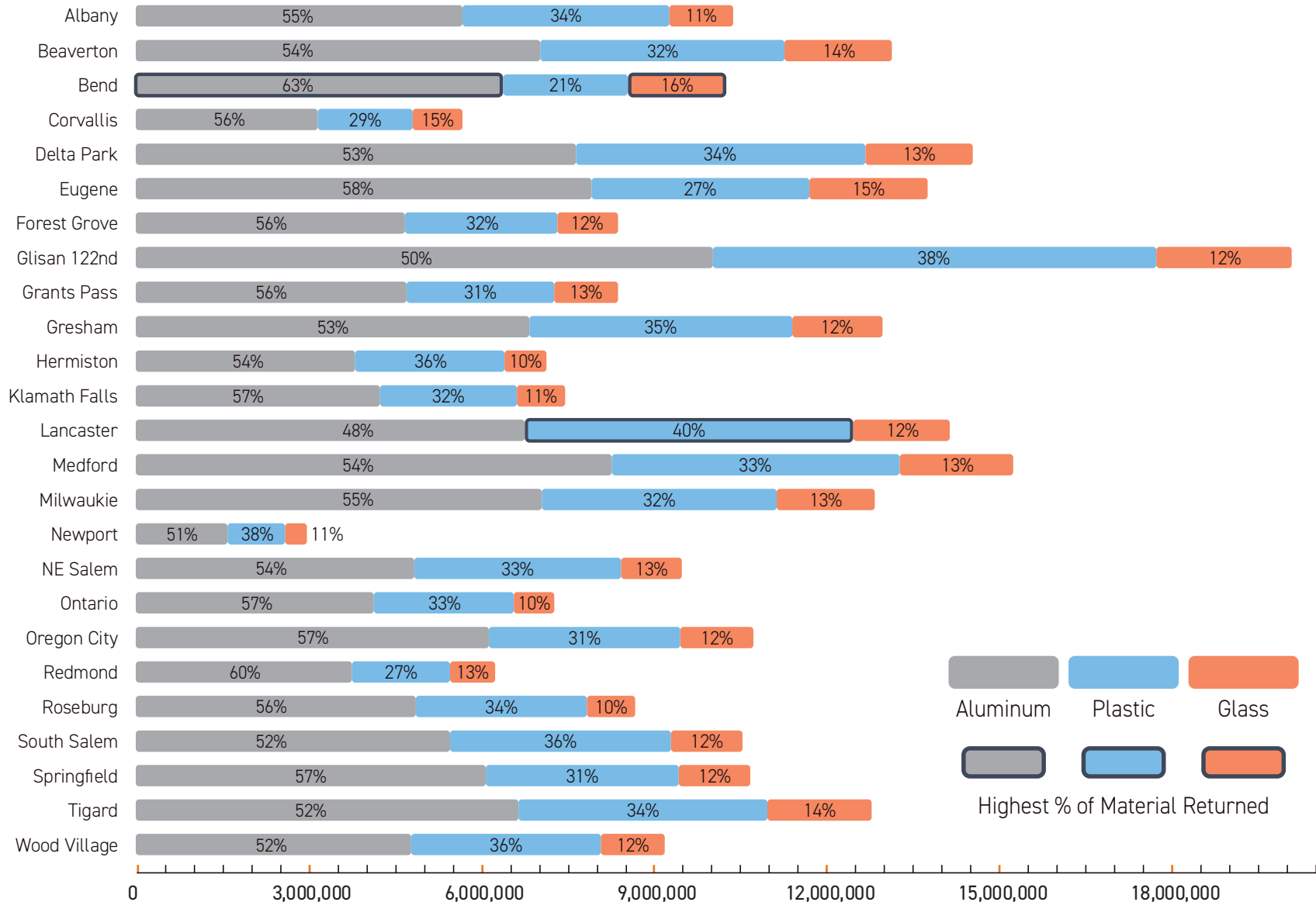
BottleDrop Center Returns

Containers Redeemed Q1	237.2M
Redeemed per Hour Open	263,563
Redeemed per Day	2.64M
Redeemed per Resident Q1	56

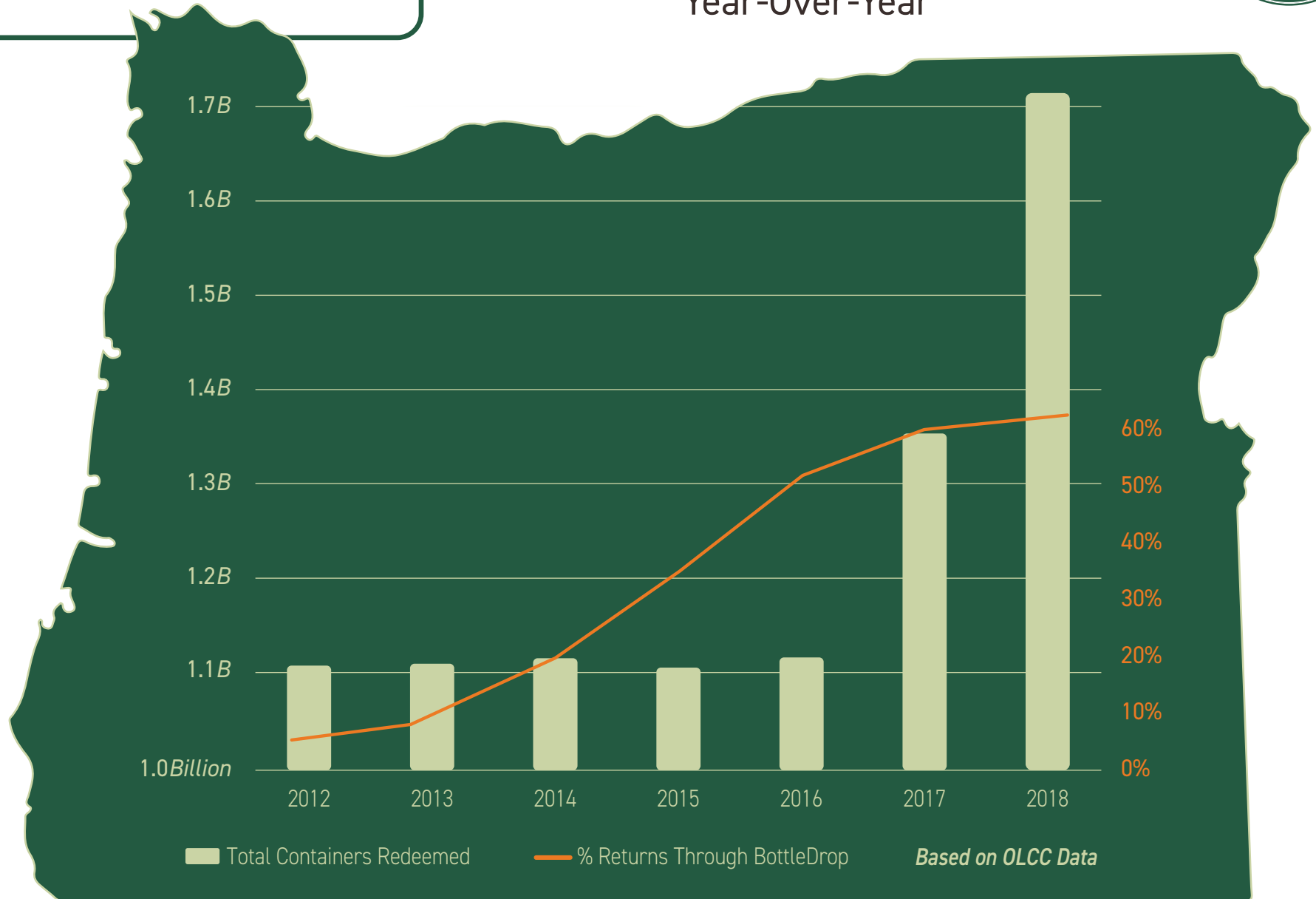
In Q1 2019, 56 containers were returned per Oregon resident, which is 4,256,350 people.



Return Volume by Redemption Center + Material



Container Return Volume Year-Over-Year





BottleDrop Accounts

We processed ~12,500 Green Bags daily

Q1 New Accounts	20,105
Bend	1,043
Eugene	4,445
Hermiston	808
Medford	1,766
Portland	11,809
Total BottleDrop Accounts	325,559





BottleDrop Give

Fundraisers Registered	1,440
Total BottleDrop Give Accounts	1,427
Q1 New Give Accounts	234
Total Raised in Q1	\$348,982

FEATURED FUNDRAISER: Right 2 Dream Too

Right 2 Dream Too, a nonprofit operating a houseless rest area in Portland's Lloyd neighborhood, serves up to 100 people nightly. Nearby residents teamed up to donate their deposit containers to support them and promote houseless solutions in the Lloyd. Lloyd Community Assoc. picks up and drops off deposit containers in Give Blue Bags by bike, and proceeds are credited directly to Right 2 Dream Too. We are proud to help facilitate community-minded housing solutions!



The Most Sustainable Choice in the Beverage Aisle

BottleDrop Refillables gained momentum during Q1 with the first cidery, Cider Riot!, and the first central Oregon brewery, Wild Ride Brewing, joining the Refillables family. Our Empty Bottle Inspector (EBI), which is capable of analyzing 72,000 bottles per hour, was successfully installed, and the first bottles were washed. These Refillables will be back in circulation during Q2!

BottleDrop Refillables

Refillable Bottles. Reborn.

Refillable Bottles in Circulation	383,600
-----------------------------------	---------

Producers Using Refillables	5
-----------------------------	---

Buoy Beer, Cider Riot!, Double Mountain, Rock Bottom, Wild Ride

Producers Committed to Refillables	12
------------------------------------	----

Statewide Refillable Programs in US	1
-------------------------------------	---



BottleDrop Plastics

ORPET Facility - St. Helen, OR

Plastic Bottles Returned	122.3M
Lbs. of PET Flake Processed	6.7M
School Buses Equiv. in lbs.	225
Cubic Ft. of PET Flake	277,865
School Buses Equiv. in Cubic Ft.	87





Quarterly
REPORT



Questions? We're here for you.

503-542-5252

info@obrc.com