



# Quarterly Report

## Q3 - 2021

### Oregon Beverage Recycling Cooperative



Q3 2021 marked the 50th anniversary of the nation's first Bottle Bill, signed into law by Governor Tom McCall on July 2, 1971. To celebrate, OBRC engaged Oregonians in a statewide treasure hunt. Over 5,000 people signed up to receive daily clues, and the lucky winners directed donations from OBRC's Containers for Change program to the BottleDrop Give charities of their choice.

Q3 also marked the statewide resumption of return-to-retail in early July, which meant that Oregonians everywhere could once again return containers to over 2,000 retail stores. This relieved some of the pressure on the BottleDrop network, which operated continuously throughout the Covid-19 pandemic. It also meant that materials were once again coming in from retail sites everywhere, requiring a quick transition for OBRC's Route Operations to resume regular container retrieval at those locations.

Despite the resumption of retail returns, BottleDrop volume set another

quarterly record, with 454.9 million containers returned through Redemption Centers and bag drop locations, which represented 77% of the containers returned in Oregon during Q3.

And Oregonians continued to show tremendous generosity with their containers. Just through Q3, Oregon nonprofits have already raised over \$4 million through BottleDrop Give in 2021. To provide some perspective on that growth, in just the first nine months of 2021, nonprofits raised fully a third of the entire amount that had previously been raised in the Give program's 12-year history!



---

## OBRC Network at a Glance

---

### *Serving Industry & the Environment*

---

Members & Participants	259
Employees in Oregon	532
Processing Plants	5
Clackamas, Eugene, Medford, Pendleton, Redmond	
Redemption Centers	25
BottleDrop Express Sites	9
Dealer Redemption Centers	45
Retail Return Sites Served Q3	1,900
Reverse Vending Machines	695

---

OBRC is a not-for-profit cooperative that receives no taxpayer funding from the State of Oregon.


---



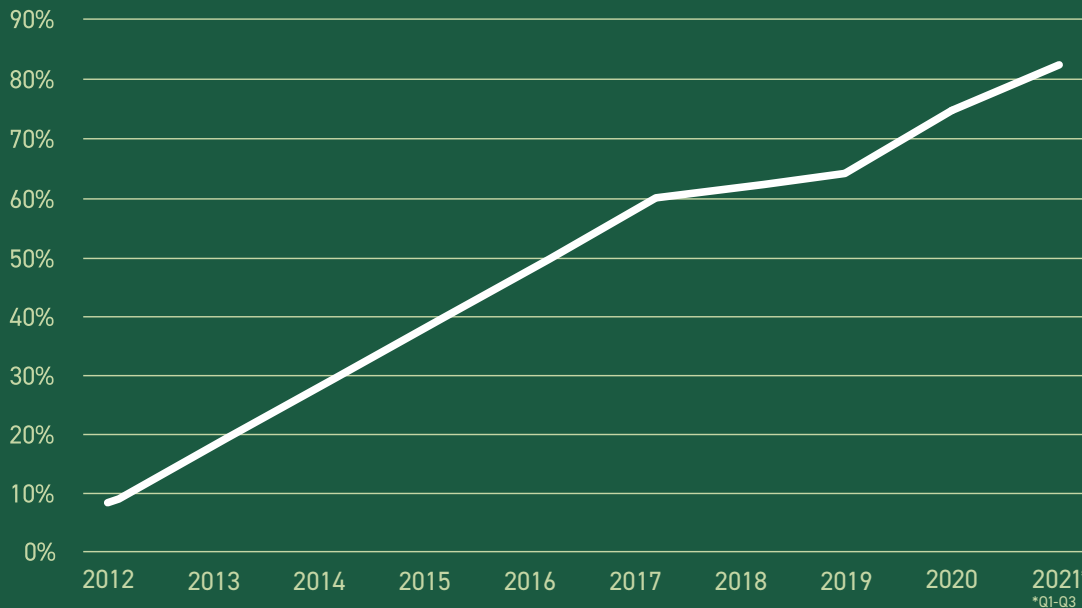
## Quarterly Returns Through the BottleDrop Network

Containers Redeemed Q3	454.9M
Redeemed per Resident	106
Green & Blue Bags Processed	3.3M

## Return Volume by Container Type



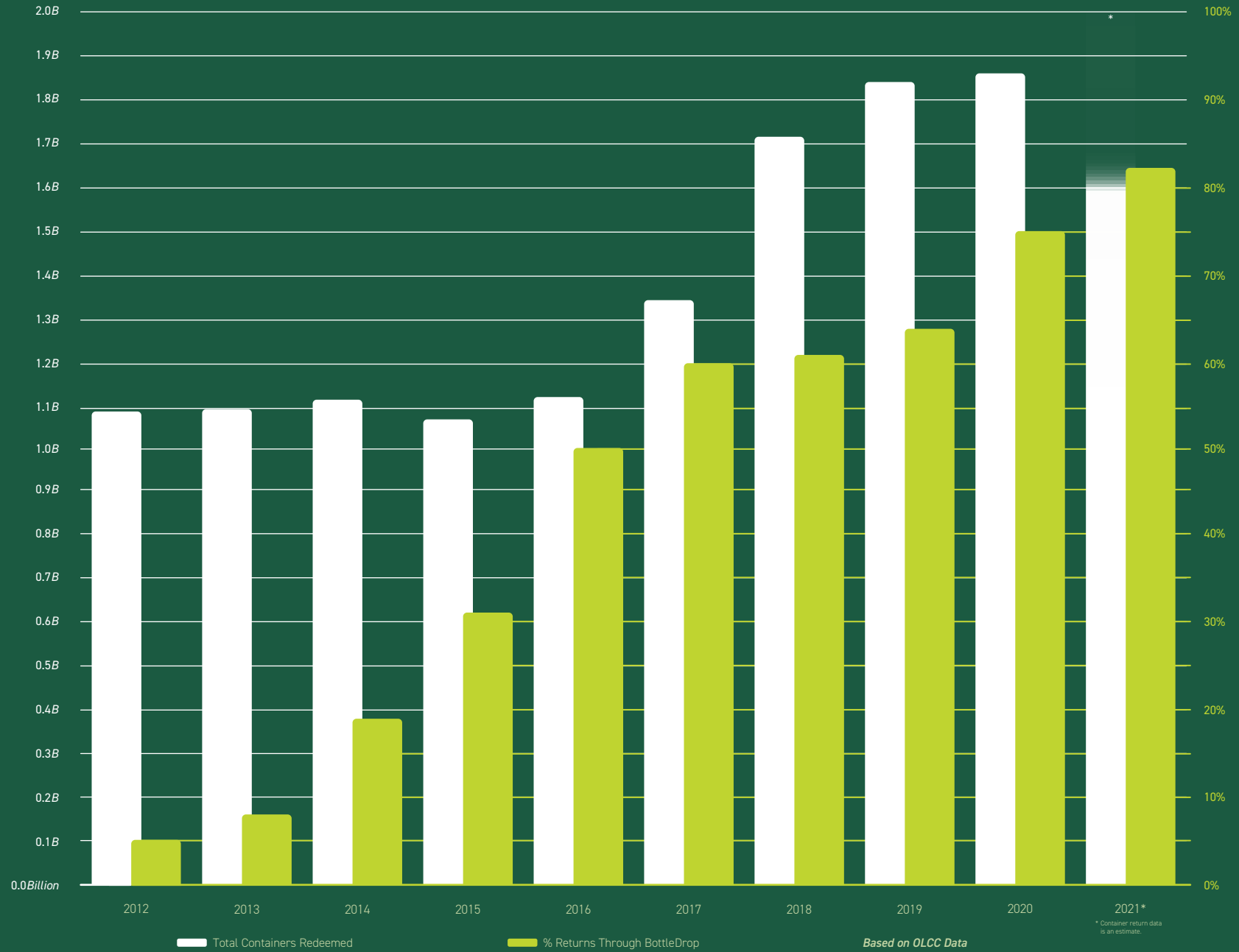
## % Returns Through BottleDrop



**Q3 2021** - During the quarter, 77% of containers were returned through the BottleDrop network, which includes Redemption Centers and Green Bag drop locations, while 23% were returned at retail stores. For the year, 82.4% of containers have been returned through our network as the popularity of BottleDrop's Green Bag program continues to grow.




# Container Return Volume Year-Over-Year





# Q3 Return Volume by Redemption Center & Material





## BottleDrop Accounts

<i>New accounts added daily</i> (avg)	<b>533</b>
Q3 New Accounts	49,043
Bend	1,039
Eugene	4,609
Hermiston	1,330
Medford	2,329
Portland	15,297
Online	24,158
Give Nonprofits	192
Total BottleDrop Accounts	780,051



We have nearly 31% more total accounts at the end of Q3 2021 than we had at the end of Q3 2020 (592,973).



*Testimonial*

★★★★★

“Deaf, DeafBlind, and Hard of Hearing community face more social challenges that I don't in everyday life. It's an important calling in having this nonprofit to serve the language and cultural minority communities. This is why I joined in BottleDropGive campaign.”

- Max Elvrom

**BottleDrop Give**

[www.BridgesOregon.org](http://www.BridgesOregon.org)

## Doing Twice the Good

Bridges Oregon is a nonprofit organization dedicated to serving Oregonians who are Deaf, DeafBlind, Hard of Hearing, or face other communication barriers. They facilitate equity and inclusiveness and provide a bridge to opportunities through advocacy, education, and communication. They joined our BottleDrop Give program during Q3 2021 and have already raised nearly \$1,000 through bottle and can donations to help support their Salem community.

## BottleDrop Give

Total Nonprofit Fundraisers	4,553
Q3 New Give Accounts	192
Total Raised in Q3	\$1,480,486
Total Raised All Time	\$16,093,725



***A Great Way to Enjoy Oregon's Craft Beverages***

This quarter marks the start of the Refillable program's fourth year. Still the only one of its kind in the nation, the program is made possible by the strength and the breadth of our BottleDrop network. With a strong, statewide container redemption network and a overall return rates in the 80-90% range, we're confident our bottles are returned to the system to be washed and given new life - up to 25 times! Many thanks to our amazing partners for the program's continued success and future growth.

---

## BottleDrop Refillable Program

---

Refillable Bottles in Rotation 2,115,087

---

Beer, cider, and wine choices available in Refillable Bottles 123

---

Producers Using Refillables 9

---

Ale Apothecary, Bayern Brewery, Buoy Beer, Coopers Hall, Double Mountain, Gigantic, Pierce Wines, Roeder Apfelwein, Walkabout Brewing

---

Statewide Refillable Programs in US 1

---





---

## ORPET

---

*PET Processing - St. Helens, OR*

---

Plastic Bottles Returned 212.0M

---

Pounds of PET Flake Processed 7.8M

---

PET flake processed at ORPET is used to make new plastic bottles and other plastic materials that offset virgin plastic.





# *Quarterly Report*

---

[info@obrc.com](mailto:info@obrc.com)